

Periodic Contracts Approvals

Contracts executed or modified during the period - 5/15/2021 to 8/16/2021

	Count of Contracts	Committed this Period
Procurement Contracts > 1year	79	\$20.0M
Competitive Program Contracts > \$3M	11	\$213.4M
Non-competitive Program Contracts > \$1M	1	\$0.5M
Grand Total	91	\$233.9M

Contracts anticipated to be executed or modified during the period - 5/15/2021 to 8/16/2021

	Count of Contracts	Anticipated Amount
Procurement Contracts > 1year	32	\$8.0M
Competitive Program Contracts > \$3M	14	\$85.2M
Non-competitive Program Contracts > \$1M	0	\$0.0M
Grand Total	46	\$93.2M

NYSERDA PERIODIC CONTRACTS APPROVAL REPORT: Section 1
Summary - 5/15/2021 to 8/16/2021

Category	Report Type	Type	Count of Contracts	Committed this period
PCMT	Procurement	Competitive	61	\$18,671,256
		Discretionary	14	\$470,459
		Non-Competitive	4	\$905,616
	Total		79	\$20,047,331
PGRM	Procurement	Competitive	11	\$213,360,843
		Non-Competitive	1	\$512,000
	Total		12	\$213,872,843
Grand Total			91	\$233,920,175

Section 1 Summary - Percentages

% Contract Counts Competitively

% of \$Committed this period Competitively

93.85%	95.37%
--------	--------

NYSDA PERIODIC CONTRACTS APPROVAL REPORT - 5/15/2021 to 8/16/2021

Category	Initiative	Type	Term > 1 Year	Contract ID	Contractor	Contract Description	Date	Committed this period	Committed to Date	Amt Paid this Period	Amt Paid to Date
PCMT		Competitive	Y	168220	EME Consulting Engineering Group, LLC	SA.076_TWO# 14_FS BA	05/11/2021	\$356,175	\$356,175	\$23,240	\$23,240
		Competitive	Y	168221	Kelliher Samets Volk	KSV TWO 42 IPNA Bridge Loan	05/11/2021	\$8,925	\$8,925		
		Competitive	Y	168222	Kelliher Samets Volk	KSV TWO 41 Loan Loss Reserve	05/11/2021	\$8,415	\$8,415	\$3,400	\$3,400
		Competitive	Y	169912	BDO USA LLP	TWO - Renovus Blue Rock	06/17/2021	\$5,000	\$5,000		
76 West		Competitive	Y	168853	Allegis Group Holdings Inc	SA.078 - Innovation_APM	05/25/2021	\$295,870	\$295,870	\$8,266	\$8,266
Air Source Heat Pumps		Discretionary	Y	151119	SBW Consulting	Heat Pump Impact Evaluation	02/07/2020	\$29,719	\$79,719	\$20,688	\$25,564
Buildings of Excellence		Competitive	Y	166992	Resource Refocus LLC	Task Work Order No. 3	04/13/2021	\$426,455	\$426,455		
		Competitive	Y	166994	New Buildings Institute, Inc.	BoE Rnd.1 Perform. Validation	04/13/2021	\$244,193	\$244,193	\$1,611	\$1,611
Clean Energy Communities		Competitive	Y	104544A	Opinion Dynamics Corporation	RFQ3183 Umbrella Agreement	04/03/2019	\$690,638	\$1,112,870	\$23,343	\$254,205
		Competitive	Y	106226	Arch Street Communications, Inc.	Marketing Support for NYSDA	11/03/2016	\$250,000	\$854,000	\$173,700	\$770,841
Code to Zero		Competitive	Y	104542	The Cadmus Group, LLC	RFQ3183 Umbrella Agreement	10/05/2016	\$578,903	\$2,156,132	\$162,806	\$1,380,467
		Discretionary	Y	164912	International Code Council, Inc.	NYSStretch 2020 Code Book	02/25/2021	\$16,500	\$16,500		
Combined Heat and Power		Competitive	Y	122632A	DNV Energy Insights USA Inc.	RFP 3643 Tech To Market	07/16/2021	\$265,558	\$265,558	\$60,860	\$60,860
		Competitive	Y	157319A	DNV Energy Insights USA Inc.	TWO 1 On Site Res Power	07/15/2021	\$318,205	\$318,205	\$36,000	\$36,000
Commercial New Construc		Competitive	Y	165541A	DNV Energy Insights USA Inc.	TWO 2 - New Construction Eval	07/13/2021	\$2,007,165	\$2,007,165	\$28,683	\$28,683
Commercial Real Estate Ten		Competitive	Y	144828	DNV Energy Insights USA Inc.	TWO 8 CEF Comm Impact_DNV	09/12/2019	\$213,454	\$596,274	\$80,894	\$183,418
		Competitive	Y	144829	Energy & Resource Solutions, Inc.	TWO 5 CEF Comm Impact_ERS	09/12/2019	\$170,595	\$674,515		\$160,219
Community RH&C		Competitive	Y	171497	Randstad North America, Inc.	PS.056_CHC APM	07/16/2021	\$182,013	\$182,013		
EDI Vendor		Discretionary	Y	150484	EC Infosystems, Inc.	EC Infosys - EDI Processing	01/22/2020	\$46,000	\$227,300	\$34,500	\$206,125
Empire Building Challenge		Competitive	Y	156748	Rocky Mountain Institute	Empire Bldg. Challenge - RMI	08/07/2020	\$97,743	\$276,750	\$24,171	\$169,310
ENERGY ANALYSIS		Competitive	Y	135251	Industrial Economics, Incorporated	TWO 1 EE Supply Curve Analysis	12/17/2018	\$90,000	\$458,668	\$14,807	\$366,560
		Competitive	Y	147152	TRC Energy Services	SA.053a_TWO #20 - EEA	11/05/2019	\$76,478	\$329,556	\$9,789	\$252,593
		Competitive	Y	155192	Energy and Environmental Economics Inc.	TWO#23 CLCPA Techno-Economic	06/25/2020	\$388,928	\$1,041,059	\$435,961	\$887,399
Environmental Research		Competitive	Y	137484	University of Rochester	AQHE PON 3921	02/25/2019	\$130,575	\$179,632		\$0

NYSERDA PERIODIC CONTRACTS APPROVAL REPORT - 5/15/2021 to 8/16/2021

Category	Initiative	Type	Term > 1 Year	Contract ID	Contractor	Contract Description	Date	Committed this period	Committed to Date	Amt Paid this Period	Amt Paid to Date
PCMT	Environmental Research	Competitive	Y	139864	Abt Associates Inc.	TWO#1 Pathways Health	05/02/2019	\$110,000	\$390,000	\$10,302	\$221,277
		Competitive	Y	152856	Industrial Economics, Incorporated	TWO#4 Climate Econ. Impact	03/24/2020	\$750,000	\$849,949	\$5,172	\$103,552
		Competitive	Y	156227	The Research Foundation for the State	Mobile Laboratory Measurements	07/27/2020	\$149,496	\$548,442	\$4,275	\$4,275
		Competitive	Y	165245	ICF Resources, LLC	TWO#9 NYS Elect System Model	03/05/2021	\$30,000	\$80,000		
		Competitive	Y	169103	Coastal States Stewardship Foundation	RFQL 4550	06/02/2021	\$120,000	\$120,000		
		Discretionary	Y	154665	Praveen Amar	Science Advisors	06/04/2020	\$48,000	\$96,000	\$13,800	\$52,600
		Discretionary	Y	169102	Adirondack Center for Loon	Mercury Pollution-Common Loons	06/02/2021	\$49,500	\$49,500	\$10,000	\$10,000
Eval MCDC: StatewideHP Tech.St	Competitive	Y	170337	DNV Energy Insights USA Inc.	TWO 1 Statewide EMV Study HP	06/28/2021	\$1,782,015	\$1,782,015			
FUEL NY	Discretionary	Y	171599	Arcadis U.S., Inc.	Tech Support FuelNY Bkup Power	07/20/2021	\$49,000	\$49,000			
Geothermal Incentive Program	Competitive	Y	148235A	DNV Energy Insights USA Inc.	TWO 6 - Performance Monitoring	07/16/2021	\$342,493	\$342,493	\$163,882	\$163,882	
Home Perf w Energy Star	Competitive	Y	107771	CLEAResult Consulting, Inc.	Centralized Services & Support	12/08/2016	\$39,600	\$11,775,722	\$971,727	\$9,900,184	
	Competitive	Y	127558	Honeywell International Inc.	3695 TWO Umbrella Agreement	06/04/2018	\$160,000	\$2,691,400	\$313,648	\$2,506,827	
K-12 SCHOOLS	Competitive	Y	141697	EME Consulting Engineering Group, LLC	SA.052_TWO #9 - EP&E	06/21/2019	\$407,000	\$823,643	\$48,815	\$393,464	
	Competitive	Y	168285	The Cadmus Group, LLC	P-12 Schools Outreach - Cadmus	05/12/2021	\$75,000	\$75,000	\$20,906	\$20,906	
LMI Marketing	Competitive	Y	148087	Kelliher Samets Volk	KSV TWO 32 LMI Website Hub	11/25/2019	\$450,900	\$750,900	\$11,511	\$155,809	
New Construction Housing	Competitive	Y	137240	EME Consulting Engineering Group, LLC	SA.038A_TWO #7 - New Con	02/19/2019	\$662,650	\$1,192,255	\$50,991	\$527,693	
NEW YORK GREEN BANK	Competitive	Y	46964	Luminate, LLC	Outside Technical and Eng. Srv	09/05/2014	\$2,559	\$118,320	\$2,559	\$67,661	
	Competitive	Y	149695	Holland & Knight LLP	RFP 12 - NYGB Legal Services	12/31/2019	\$398	\$222,043	\$6,037	\$222,043	
	Competitive	Y	152910	Guidehouse Inc.	TWO #1 - Price Forecast	03/25/2020	\$200,000	\$450,000	\$75,213	\$311,241	
NY-SUN	Competitive	Y	106225	Kelliher Samets Volk	Marketing Support for NYSERDA	11/03/2016	\$50,000	\$14,049,772	\$446,919	\$9,501,050	
NYCH: Roadmap	Discretionary	Y	156627	Owahgena Consulting, Inc.	BEEM Technical Analysis	08/05/2020	\$50,000	\$100,000	\$15,150	\$58,050	
NYSERDA ADMINISTRATION	Competitive	Y	109917	BDO USA LLP	Background Investigation Servi	02/07/2017	\$4,400	\$99,850	\$4,400	\$99,850	
	Competitive	Y	120292	GCOM Software LLC	Salesforce	11/07/2017	\$1,700,000	\$7,191,135	\$144,245	\$5,411,463	
	Competitive	Y	149845	Oracle America, Inc.	Peoplesoft - Oracle 2020 /2021	01/07/2020	\$13,400	\$67,626	\$13,485	\$67,626	

NYSERDA PERIODIC CONTRACTS APPROVAL REPORT - 5/15/2021 to 8/16/2021

Category	Initiative	Type	Term > 1 Year	Contract ID	Contractor	Contract Description	Date	Committed this period	Committed to Date	Amt Paid this Period	Amt Paid to Date	
PCMT	NYSERDA ADMINISTRATION	Competitive	Y	152608	Marshall & Sterling, Inc.	RFP 4301 Insurance	03/16/2020	\$10,836	\$526,580	\$18,479	\$526,580	
		Competitive	Y	154398	NYS Office of Information Technology Ser	Office 365 2020 - 2021	05/26/2020	\$1,391	\$180,167	\$48,513	\$180,167	
		Competitive	Y	158005	Kelliher Samets Volk	KSV TWO 36 Website User Exper	09/10/2020	\$122,850	\$139,680	\$2,890	\$18,658	
		Competitive	Y	168363	SHI, Inc.	Tableau Desktop Maintenance 1	05/13/2021	\$84,623	\$84,623	\$84,623	\$84,623	
		Competitive	Y	169297	Tech Valley Talent, LLC	TWO #7 Software Dev. Zaheen	06/07/2021	\$187,200	\$187,200	\$22,161	\$22,161	
		Competitive	Y	171217	Unique Comp Inc.	TWO #2 Web Content Editor	07/13/2021	\$126,750	\$126,750			
		Competitive	Y	171606	ESRI, Incorporated	ArcGIS Desktop and Spatial 1yr	07/20/2021	\$22,200	\$22,200			
		Competitive	Y	171608	Randstad North America, Inc.	TS.022 - Facilities Clerk	07/20/2021	\$115,830	\$115,830	\$1,188	\$1,188	
		Competitive	Y	171927	Tech Valley Talent, LLC	TWO #9 QA Analyst Beth Graves	07/28/2021	\$204,750	\$204,750			
		Discretionary	Y	168550	ePlus inc	VEEAM License Renewal - 1 yr	05/18/2021	\$8,894	\$8,894	\$8,768	\$8,768	
		Discretionary	Y	168551	Network Experts of New York, Inc.	Anu - Professional services	05/18/2021	\$7,860	\$7,860	\$3,750	\$3,750	
		Discretionary	Y	169502	AlienVault, Inc.	Alien Vault USM App - 1 year	06/10/2021	\$10,852	\$10,852	\$10,852	\$10,852	
		Discretionary	Y	170289	ThunderCat Technology LLC	Cisco Umbrella Security	06/25/2021	\$18,634	\$18,634	\$18,634	\$18,634	
		Discretionary	Y	170503	Sitecore USA, Inc.	Sitecore CMS Software 1 year	06/30/2021	\$49,500	\$49,500	\$49,500	\$49,500	
		Non-Competiti..	Y	125834	Level 3 Communications, LLC	NYSERDA ADMINISTRATION	04/17/2018	\$144,000	\$553,000	\$97,341	\$496,466	
		Non-Competiti..	Y	171657	NYS Office for Technology	Office 365: 4/2021 - 3/2022	07/21/2021	\$172,068	\$172,068	\$43,450	\$43,450	
		Pay for Performance	Competitive	Y	144450A	DNV Energy Insights USA Inc.	TWO 4 - P4P Event Evaluation	07/16/2021	\$208,966	\$208,966		
		Product Standards	Competitive	Y	171661	Ove Arup & Partners Consulting Engineers	TWO #2_ARUP	07/22/2021	\$15,000	\$15,000		
Prof & Expert Engagement	Discretionary	Y	169590	The Coalition for Green Capital	American Green Bank Consortium	06/11/2021	\$10,000	\$10,000	\$10,000	\$10,000		
Pub Transit & Elect Rail	Competitive	Y	140315	Randstad North America Inc	TS.003_TBI Coordinator	05/15/2019	\$54,745	\$166,185	\$4,560	\$106,621		
	Discretionary	Y	169044	Brooklynness, Inc.	Pub Transit & Elect Rail	06/01/2021	\$76,000	\$76,000				
Real Time Enrgy Management	Competitive	Y	144829A	DNV Energy Insights USA Inc.	TWO 5 CEF Comm Impact_ERS	07/16/2021	\$514,296	\$514,296	\$97,765	\$97,765		
	Competitive	Y	169418	EME Consulting Engineering Group, LLC	FlexTech Consultant Pool	06/09/2021	\$175,000	\$175,000	\$48,563	\$48,563		
REC:CES REC System Dev Costs	Competitive	Y	143059	Fusco Personnel, Inc.	TS.007/TS.016 - Office Adm LSR	07/30/2019	\$26,000	\$133,671	\$14,384	\$104,662		

NYSERDA PERIODIC CONTRACTS APPROVAL REPORT - 5/15/2021 to 8/16/2021

Category	Initiative	Type	Term > 1 Year	Contract ID	Contractor	Contract Description	Date	Committed this period	Committed to Date	Amt Paid this Period	Amt Paid to Date
PCMT	REV Campus Challenge	Competitive	Y	141499	CHA Consulting Inc.	SA.051_TWO #6_EP&E APM	06/18/2019	\$545,000	\$901,265	\$45,747	\$323,556
	SARATOGA TECHNOLOGY & ENER..	Competitive	Y	107762	Rosenblum Property Services, LLC	STEP Property Mgmt Services	12/07/2016	\$199,000	\$1,138,065	\$46,606	\$708,132
	Talent Pipeline:CE and OJT	Competitive	Y	172064	TRC Energy Services	TWO #4 SIPPPRA Implementation	07/30/2021	\$400,000	\$400,000		
	WEST VALLEY DEVELOPMENT PROGRAM	Competitive	Y	155706	Joseph R Chimera	Ops and Maintenance	07/13/2020	\$700,000	\$2,256,659	\$667,366	\$847,937
		Non-Competiti..	Y	53151	GZA GeoEnvironmental of New York	Trench 14 Investigation	11/24/2014	\$67,650	\$760,427	\$18,225	\$681,585
		Non-Competiti..	Y	93559	Peter L. Krog	Ashford Office Complex Lease	03/21/2016	\$521,898	\$980,178	\$26,095	\$484,375
	Workforce Industry Partnership	Competitive	Y	164974A	DNV Energy Insights USA Inc.	TWO 1 - WFD BLDG/Talent	07/13/2021	\$1,101,621	\$1,101,621	\$78,800	\$78,800
PGRM	>200KW PV	Competitive	Y	156067A	Abundant Solar Power (A2), LLC	NY Sun	05/24/2021	\$3,638,606	\$3,638,606		
		Competitive	Y	171951	G&S Operations LLC	PON 2112 NY SUN	07/29/2021	\$3,172,400	\$3,172,400		
	FUEL NY	Non-Competiti..	Y	37615	NIC Holding Corp	NYS Strategic Gasoline Reserve	11/22/2013	\$512,000	\$13,552,708	\$125,455	\$13,066,477
	LARGE SCALE RENEWABLES	Competitive	Y	67783	APX Inc.	NYGATS	06/24/2015	\$137,000	\$4,313,730	\$390,826	\$3,805,163
	Off-Shore Wind Pre-Dev Act	Competitive	Y	130154	Ocean Tech Services LLC	RFP 3855 Metocean Cat. 1: FLSS	08/15/2018	\$1,314,920	\$5,559,019	\$214,107	\$3,402,381
	REC:CES REC Contracts	Competitive	Y	162135	ConnectGen Montgomery County LLC	RESRFP20-1	12/16/2020	\$26,950,453	\$26,950,453		
		Competitive	Y	162136	ConnectGen Cayuga County LLC-Milliken S	RESRFP20-1	12/16/2020	\$35,375,574	\$35,375,574		
		Competitive	Y	162143	SunEast Transit Solar LLC	RESRFP20-1	12/16/2020	\$12,744,139	\$12,744,139		
		Competitive	Y	162144	SunEast Augustus Solar LLC	RESRFP20-1	12/16/2020	\$11,621,089	\$11,621,089		
		Competitive	Y	162145	SunEast Flat Creek Solar LLC	RESRFP20-1	12/16/2020	\$92,656,716	\$92,656,716		
Competitive		Y	162146	SunEast Flat Stone Solar, LLC	RESRFP20-1	12/16/2020	\$13,238,171	\$13,238,171			
Competitive		Y	162147	SunEast Kingbird Solar, LLC	RESRFP20-1	12/16/2020	\$12,511,775	\$12,511,775			
Grand Total								\$233,920,175	\$302,616,316	\$5,674,401	\$59,849,025

NYSERDA PERIODIC CONTRACTS APPROVAL REPORT: Contractor Addresses - 5/16/2021 to 8/15/2021

Contractor	SupplierAddress	SupplierCity	SupplierState	SupplierZipCode	Business Type	WBE	MBE	SDVOB	SBE
Abt Associates Inc.	6130 Executive Boulevard	Rockville	MD	20852	FSBE				
Abundant Solar Power (A2), LLC	315 Post Road West - 2nd Floor	Westport	CT	06880	FSBE				
Adirondack Center for Loon	Conservation Inc.	Ray Brook	NY	12977	NYSBE				
AlienVault, Inc.	1875 S. Grant Street, Suite #200	San Mateo	CA	94402	FSBE				
Allegis Group Holdings Inc	7301 Parkway Drive	Hanover	MD	21076	FSBE				
APX Inc.	224 Airport Parkway #600	San Jose	CA	95110	FSBE				
Arcadis U.S., Inc.	PO Box 66	Syracuse	NY	13214-0066	NYSBE				
Arch Street Communications, Inc.	31 Mamaroneck Ave., Ste 400	White Plains	NY	10601	NYSBE	X			
BDO USA LLP	PO Box 642743	Pittsburgh	PA	15264-2743	FSBE				
Brooklyness, Inc.	Beyond	New York	NY	10013	NYSBE				
CHA Consulting Inc.	3 Winners Circle	Albany	NY	12205	NYSBE				
CLEARResult Consulting, Inc.	4301 Westbank Dr., A-150	Austin	TX	78746	FSBE				
ConnectGen Cayuga County LLC-Milliken S	1001 McKinney	Houston	TX	77002	FSBE				
ConnectGen Montgomery County LLC	1001 McKinney	Houston	TX	77002	FSBE				
DNV Energy Insights USA Inc.	1400 Ravello Drive	Katy	TX	77449	FSBE				
EC Infosystems, Inc.	333 Earle Ovington Boulevard	Uniondale	NY	11553	NYSBE				
EME Consulting Engineering Group, LLC	129 West 27th Street	New York	NY	10001	NYSBE				
Energy & Resource Solutions, Inc.	120 Water Street, Suite 350	North Andover	MA	01845	FSBE				
Energy and Environmental Economics Inc.	2401 E Katella Ave.	Anaheim	CA	92806	FSBE				
ePlus inc	13595 Dulles Technology Dr	Herndon	VA	20171-3413	FSBE				
ESRI, Incorporated	380 New York Street	Redlands	CA	92373	FSBE				
Fusco Personnel, Inc.	4 Executive Park Dr Ste B	Albany	NY	12203-3718	NYSBE	X			
G&S Operations LLC	211 E 43rd St. 25th Floor	New York	NY	10017	NYSBE				
GCOM Software LLC	24 Madison Ave Ext	Albany	NY	12203	NYSBE				
Guidehouse Inc.	150 N Riverside Plz Ste 2100	Chicago	IL	60606-1528	FSBE				
GZA GeoEnvironmental of New York	300 Pearl St., Ste 700	Buffalo	NY	14202	NYSBE				
Holland & Knight LLP	PO Box 864084	Orlando	FL	32886	FSBE				
Honeywell International Inc.	700 Airways Park Drive	East Syracuse	NY	13057	NYSBE				
ICF Resources, LLC	9300 Lee Highway	Fairfax	VA	22031	FSBE				
Industrial Economics, Incorporated	2067 Massachusetts Avenue	Cambridge	MA	02140	FSBE				

NYSERDA PERIODIC CONTRACTS APPROVAL REPORT: Contractor Addresses - 5/16/2021 to 8/15/2021

Contractor	SupplierAddress	SupplierCity	SupplierState	SupplierZipCode	Business Type	WBE	MBE	SDVOB	SBE
International Code Council, Inc.	48 Dublin Drive	Niskayuna	NY	12309	NYSBE				
Joseph R Chimera	d/b/a JR & Sons Excavating	Eden	NY	14057	NYSBE				
Kelliher Samets Volk	212 Battery Street	Burlington	VT	05401	FSBE				
Launch New York, Inc.	701 Ellicott St.	Buffalo	NY	14203	NYSBE				
Level 3 Communications, LLC	1025 Eldorado Blvd	Broomfield	CO	80021	FSBE				
Luminate, LLC	1801 Broadway, Ste 1620	Denver	CO	80202	FSBE				
Marshall & Sterling, Inc.	125 High Rock Ave., Ste 206	Saratoga Springs	NY	12866	NYSBE				
Network Experts of New York, Inc.	407 Vesper Court	Slingerlands	NY	12159	NYSBE	X	X		
New Buildings Institute, Inc.	623 SW Oak Street	Portland	OR	97205	FSBE				
NIC Holding Corp	225 Broad Hollow Rd	Melville	NY	11747	NYSBE				
NYS Office for Technology	1 S Swan St Fl 3rd	Albany	NY	12210-2416	NYSBE				
NYS Office of Information Technology Ser	State Capital ESP	Albany	NY	12220-0062	NYSBE				
Ocean Tech Services LLC	20 Jonathan Bourne Drive	Pocasset	MA	02559	FSBE				
Opinion Dynamics Corporation	1000 Winter St	Waltham	MA	02451	FSBE				
Oracle America, Inc.	PO Box 203448	Dallas	TX	75320-3448	FSBE				
Ove Arup & Partners Consulting Engineers	155 Avenue of the Americas	New York	NY	10013-1507	NYSBE				
Owahgena Consulting, Inc.	1883 Ballina Road	Cazenovia	NY	13035	NYSBE				
Peter L. Krog	4 Centre Drive	Orchard Park	NY	14127	NYSBE				
Praveen Amar	119 Simonds Road	Lexington	MA	02420	FSBE				
Randstad North America Inc	PO Box 2084	Carol Stream	IL	60132-2084	FSBE				
Randstad North America, Inc.	PO Box 2084	Carol Stream	IL	60132-2084	FSBE	X			
Resource Refocus LLC	2120 University Ave.	Berkeley	CA	94704	FSBE				
Rochester Institute of Technology	74 Lomb Memorial Dr	Rochester	NY	14623	NYSBE				
Rocky Mountain Institute	2490 Junction Place, Suite 200	Boulder	CO	80301	FSBE				
Rosenblum Property Services, LLC	PO Box 38070	Albany	NY	12203	NYSBE				
SBW Consulting	2820 Northup Way , Suite 230	Bellevue	WA	98004	FSBE				
SHI, Inc.	P.O. Box 952121	Dallas	TX	75395	FSBE				
Sitecore USA, Inc.	101 California St.	San Francisco	CA	94111	FSBE				
SunEast Augustus Solar LLC	5-2 Davis Road East	Old Lyme	CT	06371	FSBE				
SunEast Flat Creek Solar LLC	5-2 Davis Road East	Old Lyme	CT	06371	FSBE				

NYSERDA PERIODIC CONTRACTS APPROVAL REPORT: Contractor Addresses - 5/16/2021 to 8/15/2021

Contractor	SupplierAddress	SupplierCity	SupplierState	SupplierZipCode	Business Type	WBE	MBE	SDVOB	SBE	
SunEast Flat Stone Solar, LLC	5-2 Davis Road East	Old Lyme	CT	06371	FSBE					
SunEast Kingbird Solar, LLC	5-2 Davis Road East	Old Lyme	CT	06371	FSBE					
SunEast Transit Solar LLC	5-2 Davis Road East	Old Lyme	CT	06371	FSBE					
Tech Valley Talent, LLC	20 Prospect St. Suite 200, Building 1	Ballston Spa	NY	12020	NYSBE	X				
The Cadmus Group, LLC	100 5th Ave., Ste 100	Waltham	MA	02451	FSBE					
The Coalition for Green Capital	1875 Connecticut Ave., NW, 10th Floor	Washington	DC	20009	FSBE					
The Research Foundation for the State	SUNY-ESF, ESF Open Academy	Syracuse	NY	13210	NYSBE					
The Research Foundation of SUNY at Bing	Po Box 6000	Binghamton	NY	13902-6000	NYSBE					
ThunderCat Technology LLC	1925 Isaac Newton Square	Reston	VA	20190	FSBE			X		
TRC Energy Services	21 Griffin Rd North	Windsor	CT	06095	FSBE					
Unique Comp Inc.	2708 42nd Road	Long Island City	NY	11101	NYSBE	X	X			
University of Rochester	515 Hylan Building	Rochester	NY	14627	NYSBE					

NYSERDA PERIODIC CONTRACTS APPROVAL REPORT: Section 1
Summary - 5/15/2021 to 8/16/2021

Category	Report Type	Type	Count of Contracts	Committed this period
PGRM	Program	Competitive	770	\$295,753,059
		Discretionary	7	\$479,391
		Non-Competitive	3	\$1,662,000
Total			780	\$297,894,450
Grand Total			780	\$297,894,450

Section 1 Summary - Percentages

% Contract Counts Competitively

% of \$Committed this period Competitively

99.61%	99.44%
--------	--------

NYSDA PERIODIC CONTRACTS APPROVAL REPORT: Anticipated Contracts - 5/16/2021 to 8/15/2021

Category	Type	Term > 1 Year	Contract ID	Contractor	Contract Description	Reason	Date	Anticipated Amount	Total Contract Amount
PCMT	Competitive	Y	30191	Abt Associates Inc.	Flex Energy Tech Analysis 2	Added New Tasks	11/09/2012	\$100,000	\$970,943
	Competitive	Y	85025	Tech Valley Talent, LLC	RFP3143 Umbrella Agreement	Added New Tasks	12/18/2015	\$81,938	\$8,011,520
	Competitive	Y	98840	KPMG LLP	Audit Services	Added New Tasks	05/24/2016	\$35,200	\$583,160
	Competitive	Y	100417	Research Foundation of SUNY	IDEA-NYS air quality forecast	New Agreement	06/29/2016	\$129,174	\$537,316
	Competitive	Y	101128	ICF Resources, LLC	Tech Assist, REV Pool	New Agreement	07/15/2016	\$85,000	\$986,977
	Competitive	Y	118163	D.L. English Consulting, Inc.	Indian Point Consultant	Added New Tasks	09/13/2017	\$50,000	\$406,475
	Competitive	Y	127558	Honeywell International Inc.	3695 TWO Umbrella Agreement	Added New Tasks	06/04/2018	\$1,150,000	\$3,841,400
	Competitive	Y	149696	Nixon Peabody LLP	RFP 12 - NYGB Legal Services	Added New Tasks	12/31/2019	\$71,564	\$184,129
	Competitive	Y	150712	Windels Marx Lane & Mittendorf, LLP	RFP 12 - NYGB Legal Services	Added New Tasks	01/29/2020	\$10,000	\$10,000
	Competitive	Y	151220	Mintz, Levin, Cohn, Ferris, Glovsky and	RFP 12 - NYGB Legal Services	Extend Contract Term	02/11/2020	\$20,863	\$20,863
	Competitive	Y	153100	Knoll, Inc.	Furniture for Green Bank Offi	Added New Tasks	04/02/2020	\$1,780	\$187,328
	Competitive	Y	155547	Green Light New York, Inc.	Energy Efficiency Training TWO	Added New Tasks	07/08/2020	\$150,000	\$579,822
	Competitive	Y	156483	Noresco LLC	IAQ - Tech Review - NORESKO	Added New Tasks	07/31/2020	\$33,600	\$105,000
	Competitive	Y	161831	BW Research Partnership	TWO# 2 JTWG Jobs Study	New Agreement	12/10/2020	\$55,664	\$355,664
	Competitive	Y	164974A	DNV Energy Insights USA Inc.	TWO 1 - WFD BLDG/Talent	Added New Tasks	07/13/2021	\$32,700	\$1,134,321
	Competitive	Y	168546	DNV Energy Insights USA Inc.	Statewide Industrial Facility	New Agreement	05/18/2021	\$1,406,371	\$1,406,371
	Competitive	Y	171201	MDRC	Pay for Success CE Training	New Agreement	07/12/2021	\$1,060,680	\$1,060,680
	Competitive	Y	171669	EME Consulting Engineering Group, LLC	EPE Team Analysis - EME TWO	Added New Tasks	07/23/2021	\$50,000	\$50,000
	Competitive	Y	172316	Battelle Memorial Institute	TWO #2 NYStretch Comm Modeling	Added New Tasks	08/04/2021	\$195,935	\$195,935
	Competitive	Y	172317	Battelle Memorial Institute	TWO #3 NYStretch Res Modeling	Added New Tasks	08/04/2021	\$123,883	\$123,883
	Competitive	Y	172487	Keliher Samets Volk	TWO 43 Build Ready Marketing	Added New Tasks	08/09/2021	\$200,000	\$200,000
	Competitive	Y	172508	Tech Valley Talent, LLC	TWO #10 Server Ops – Ross	Added New Tasks	08/13/2021	\$185,250	\$185,250
	Competitive	Y	ADH0014924	TRC Energy Services	SA.041_TWO#14 - NCP PM	New Agreement	11/30/2020	\$300,000	\$719,522
Competitive	Y	ADH0014941	TRC Energy Services	SA.042_TWO#17 - NCP NYC PM	New Agreement	12/03/2020	\$300,000	\$577,547	
Discretionary	Y	150710	ICE Data, LP	ENERGY ANALYSIS	Added New Tasks	01/29/2020	\$21,680	\$42,380	
Discretionary	Y	168423	ThunderCat Technology LLC	Pyramid Consulting	New Agreement	05/14/2021	\$159,000	\$159,000	
Non-Competitive	Y	110474	Long Island High Technology Incubator	PON3413 Clean Energy Incubator	Extend Contract Term	02/17/2017	\$380,000	\$380,000	
Non-Competitive	Y	171605	American Society of Heating, Refrigeratin	Com Heat Pump Webinar Series	Added New Tasks	07/20/2021	\$291,023	\$291,023	
PGRM	Competitive	Y	37382	TRC Energy Services	Technical Review and Program S	Exercising Option to Renew	11/15/2013	\$1,580,000	\$5,681,294
	Competitive	Y	95764	Normandeau Associates, Inc.	Digital Aerial Baseline Survey	New Agreement	04/12/2016	\$124,255	\$3,785,052
	Competitive	Y	129293	Consolidated Edison Company	P4P Con Ed MOU and NDA	New Agreement	07/26/2018	\$8,106,666	\$8,106,666
	Competitive	Y	135614	L&S Energy Services, Inc.	L&S GJGNY Energy Audits	Added New Tasks	12/28/2018	\$927,921	\$3,583,031

Category	Type	Term > 1 Year	Contract ID	Contractor	Contract Description	Reason	Date	Anticipated Amount	Total Contract Amount	
PCMT	Competitive	Y	30191	Abt Associates Inc.	Flex Energy Tech Analysis 2	Added New Tasks	11/09/2012	\$100,000	\$970,943	
	Competitive	Y	85025	Tech Valley Talent, LLC	RFP3143 Umbrella Agreement	Added New Tasks	12/18/2015	\$81,938	\$8,011,520	
	Competitive	Y	98840	KPMG LLP	Audit Services	Added New Tasks	05/24/2016	\$35,200	\$583,160	
	Competitive	Y	100417	Research Foundation of SUNY	IDEA-NYS air quality forecast	New Agreement	06/29/2016	\$129,174	\$537,316	
	Competitive	Y	101128	ICF Resources, LLC	Tech Assist, REV Pool	New Agreement	07/15/2016	\$85,000	\$986,977	
	Competitive	Y	110474	Long Island High Technology Incubator	PON3413 Clean Energy Incubator	Extend Contract Term	02/17/2017	\$380,000	\$380,000	
	Competitive	Y	118163	D.L. English Consulting, Inc.	Indian Point Consultant	Added New Tasks	09/13/2017	\$50,000	\$406,475	
	Competitive	Y	127558	Honeywell International Inc.	3695 TWO Umbrella Agreement	Added New Tasks	06/04/2018	\$1,150,000	\$3,841,400	
	Competitive	Y	149696	Nixon Peabody LLP	RFP 12 - NYGB Legal Services	Added New Tasks	12/31/2019	\$71,564	\$184,129	
	Competitive	Y	150712	Windels Marx Lane & Mittendorf, LLP	RFP 12 - NYGB Legal Services	Added New Tasks	01/29/2020	\$10,000	\$10,000	
	Competitive	Y	151220	Mintz, Levin, Cohn, Ferris, Glovsky and	RFP 12 - NYGB Legal Services	Extend Contract Term	02/11/2020	\$20,863	\$20,863	
	Competitive	Y	153100	Knoll, Inc.	Furniture for Green Bank Offii	Added New Tasks	04/02/2020	\$1,780	\$187,328	
	Competitive	Y	155547	Green Light New York, Inc.	Energy Efficiency Training TWO	Added New Tasks	07/08/2020	\$150,000	\$579,822	
	Competitive	Y	156483	Noresco LLC	IAQ - Tech Review - NORESKO	Added New Tasks	07/31/2020	\$33,600	\$105,000	
	Competitive	Y	161831	BW Research Partnership	TWO# 2 JTWG Jobs Study	New Agreement	12/10/2020	\$55,664	\$355,664	
	Competitive	Y	164974A	DNV Energy Insights USA Inc.	TWO 1 - WFD BLDG/Talent	Added New Tasks	07/13/2021	\$32,700	\$1,134,321	
	Competitive	Y	168546	DNV Energy Insights USA Inc.	Statewide Industrial Facility	New Agreement	05/18/2021	\$1,406,371	\$1,406,371	
	Competitive	Y	171201	MDRC	Pay for Success CE Training	New Agreement	07/12/2021	\$1,060,680	\$1,060,680	
	Competitive	Y	171669	EME Consulting Engineering Group, LLC	EPE Team Analysis - EME TWO	Added New Tasks	07/23/2021	\$50,000	\$50,000	
	Competitive	Y	172316	Battelle Memorial Institute	TWO #2 NYStretch Comm Modeling	Added New Tasks	08/04/2021	\$195,935	\$195,935	
	Competitive	Y	172317	Battelle Memorial Institute	TWO #3 NYStretch Res Modeling	Added New Tasks	08/04/2021	\$123,883	\$123,883	
	Competitive	Y	172487	Kelliher Samets Volk	TWO 43 Build Ready Marketing	Added New Tasks	08/09/2021	\$200,000	\$200,000	
	Competitive	Y	172508	Tech Valley Talent, LLC	TWO #10 Server Ops – Ross	Added New Tasks	08/13/2021	\$185,250	\$185,250	
	Competitive	Y	ADH0014924	TRC Energy Services	SA.041_TWO#14 - NCP PM	New Agreement	11/30/2020	\$300,000	\$719,522	
	Competitive	Y	ADH0014941	TRC Energy Services	SA.042_TWO#17 - NCP NYC PM	New Agreement	12/03/2020	\$300,000	\$577,547	
	Discretionary	Y	150710	ICE Data, LP	ENERGY ANALYSIS	Added New Tasks	01/29/2020	\$21,680	\$42,380	
	Discretionary	Y	168423	ThunderCat Technology LLC	Pyramid Consulting	New Agreement	05/14/2021	\$159,000	\$159,000	
	Non-Competitive	Y	171605	American Society of Heating,Refrigeratin	Com Heat Pump Webinar Series	Added New Tasks	07/20/2021	\$291,023	\$291,023	
	PGRM	Competitive	Y	37382	TRC Energy Services	Technical Review and Program S	Exercising Option to Renew	11/15/2013	\$1,580,000	\$5,681,294
		Competitive	Y	95764	Normandeau Associates, Inc.	Digital Aerial Baseline Survey	New Agreement	04/12/2016	\$124,255	\$3,785,052
		Competitive	Y	110469	New York University	PON3413 Clean Energy Incubator	Extend Contract Term	02/17/2017	\$380,000	\$4,380,000
		Competitive	Y	129293	Consolidated Edison Company	P4P Con Ed MOU and NDA	New Agreement	07/26/2018	\$8,106,666	\$8,106,666
		Competitive	Y	135614	L&S Energy Services, Inc.	L&S GJGNY Energy Audits	Added New Tasks	12/28/2018	\$927,921	\$3,583,031
		Competitive	Y	146648	SUNY Binghamton	Net Zero Economic Development	New Agreement	10/25/2019	\$5,000,000	\$5,000,000
		Competitive	Y	160205	Metro IAF	IMS Metro IAF TWO - Anchor Ins	New Agreement	10/30/2020	\$500,000	\$4,500,000
		Competitive	Y	162128	Somers Solar, LLC	RESRFP20-1	New Agreement	12/16/2020	\$11,922,311	\$11,922,311
		Competitive	Y	162129	Hawthorn Solar, LLC	RESRFP20-1	New Agreement	12/16/2020	\$11,769,381	\$11,769,381
		Competitive	Y	162130	Dolan Solar, LLC	RESRFP20-1	New Agreement	12/16/2020	\$11,925,158	\$11,925,158
		Competitive	Y	162142	Great Gully Solar Farm, LLC	RESRFP20-1	New Agreement	12/16/2020	\$6,873,070	\$6,873,070
		Competitive	Y	166478	Long Island Power Authority	MOU - 3 year term	New Agreement	04/01/2021	\$20,000,000	\$20,000,000
Competitive		Y	167521	Alliance for Sustainable Energy, LLC	TWO #7 T&D Tool Dev Co-Optimiz	New Agreement	04/26/2021	\$2,395,176	\$3,580,000	
Competitive		Y	TBD	Clean Path New York	T4RFP21-1	New Agreement	TBD	TBD	TBD	
Competitive		Y	TBD	H. Q. Energy Services	T4RFP21-1	New Agreement	TBD	TBD	TBD	
Grand Total								\$92,565,458	\$128,792,688	

NYSERDA PERIODIC PROGRAM REPORT

5/16/2021 to 8/15/2021

Table: All Market Focus Committed this Period

MarketFocus	Count of Contracts	Committed this period
Agriculture	6	\$65,233
Building Innovation	3	\$599,452
Clean Heating and Cooling	23	\$3,839,957
Clean Trans (Innov & Research)	10	\$4,369,208
Codes	2	\$1,092,500
Combined Heat & Power	6	\$40,323
Commercial	107	\$9,344,625
Communities and Local Governme	2	\$100,000
Energy Storage	85	\$6,752,510
Energy-Rltd Environmental Res	1	\$120,000
Fuel NY	1	\$512,000
Grid Modernization	7	\$2,763,315
Industrial	22	\$1,101,670
Information Brokering	1	\$100,000
Innovation	1	\$0
Large Scale Renewables	19	\$212,641,269
LMI	76	\$8,541,376
Low Income	1	\$25,000
Mkt Char & Design (Mkt Dev)	1	\$197,190
Moderate Income	1	\$25,000

NYSERDA PERIODIC PROGRAM REPORT

5/16/2021 to 8/15/2021

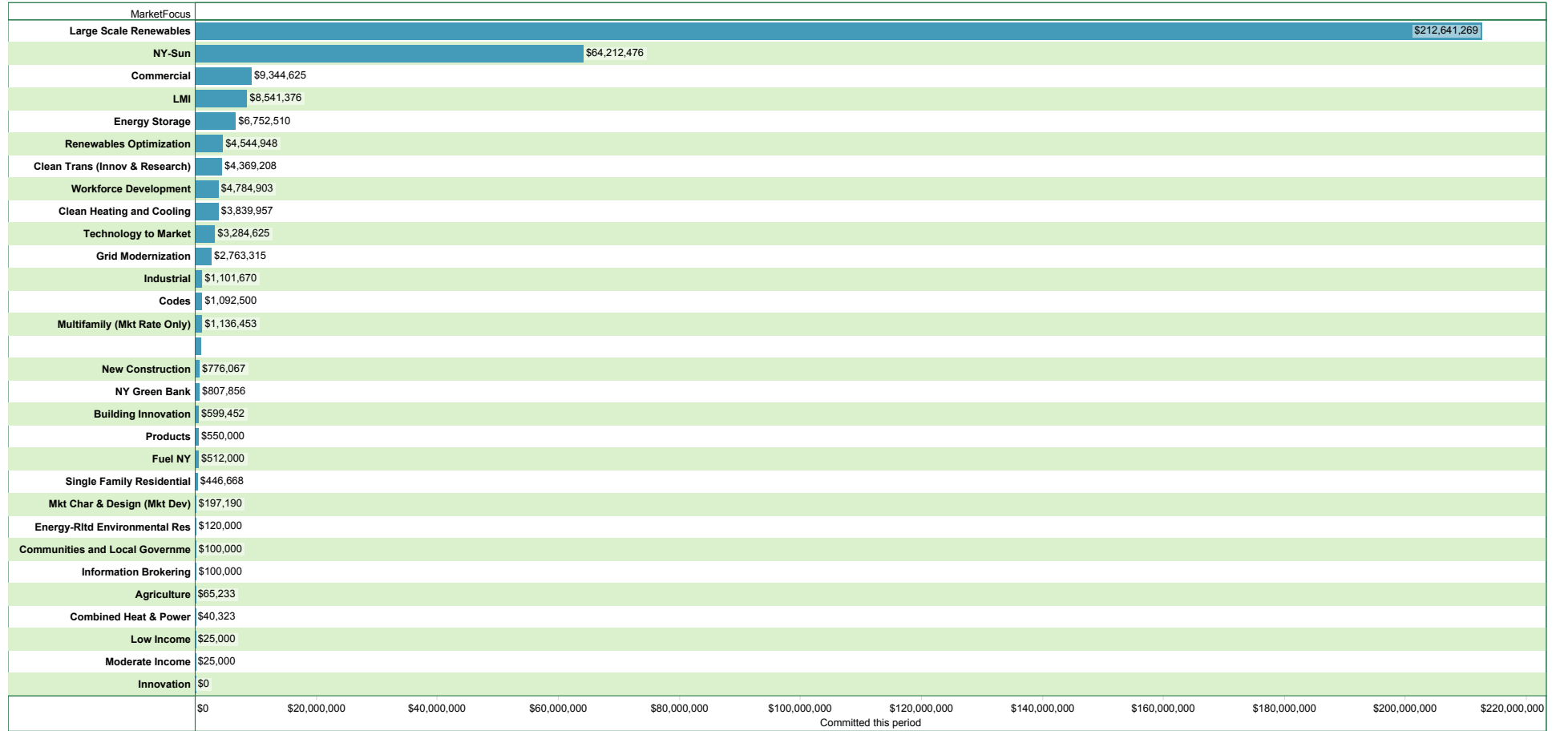
Table: All Market Focus Committed this Period

MarketFocus	Count of Contracts	Committed this period
Multifamily (Mkt Rate Only)	41	\$1,136,453
New Construction	24	\$776,067
NY Green Bank	3	\$807,856
NY-Sun	358	\$64,212,476
Products	2	\$550,000
Renewables Optimization	9	\$4,544,948
Single Family Residential	4	\$446,668
Technology to Market	7	\$3,284,625
Workforce Development	116	\$4,784,903
Grand Total	939	\$332,774,624

NYSDERDA PERIODIC PROGRAM REPORT

5/16/2021 to 8/15/2021

Graph: All Market Focus Committed this Period



NYSERDA PERIODIC PROGRAM REPORT
5/16/2021 to 8/15/2021
Table: By REDC Region and County

REDC Region	County	Count of Contracts	Committed this Period
Capital Region	Albany	26	\$4,777,794
	Columbia	9	\$112,140
	Greene	5	\$2,637,685
	Rensselaer	8	\$979,998
	Saratoga	6	\$37,153
	Schenectady	6	\$81,991
	Warren	1	\$6,930
	Washington	6	\$1,888,547
	Total	67	\$10,522,238
Central New York	Cayuga	5	\$39,194,120
	Cortland	3	\$59,537
	Madison	4	\$370,624
	Onondaga	18	\$2,165,200
	Oswego	7	\$59,952
	Total	37	\$41,849,434
Finger Lakes	Genesee	6	\$16,007,211
	Livingston	4	\$2,856,172
	Monroe	44	\$3,034,312
	Ontario	29	\$550,615

NYSERDA PERIODIC PROGRAM REPORT
5/16/2021 to 8/15/2021
Table: By REDC Region and County

REDC Region	County	Count of Contracts	Committed this period
Finger Lakes	Orleans	2	\$15,426
	Wayne	9	\$430,213
	Wyoming	1	\$837,216
	Yates	2	\$18,000
	Total	97	\$23,749,166
Long Island	Mastic Beach	1	\$6,250
	Nassau	37	\$245,618
	Suffolk	50	\$322,168
	Total	88	\$574,036
Mid-Hudson	Dutchess	29	\$1,585,397
	Orange	31	\$3,545,592
	Putnam	3	\$29,344
	Rockland	16	\$153,395
	Sullivan	5	\$1,085,023
	Ulster	21	\$1,139,401
	Westchester	45	\$13,613,683
	Total	150	\$21,151,835
Mohawk Valley	Fulton	5	\$1,313,299
	Herkimer	4	\$264,839
	Montgomery	4	\$120,482,169
	Oneida	19	\$26,372,877

NYSDA PERIODIC PROGRAM REPORT
5/16/2021 to 8/15/2021
Table: By REDC Region and County

REDC Region	County	Count of Contracts	Committed this period
Mohawk Valley	Otsego	4	\$109,890
	Schoharie	2	\$15,050
	Total	38	\$148,558,124
New York City	Bronx	57	\$2,517,001
	Kings	57	\$4,832,578
	New York	99	\$9,586,112
	Queens	30	\$630,975
	Richmond	5	\$490,660
	Total	248	\$18,057,327
North Country	Clinton	3	\$555,401
	Essex	7	\$1,981,653
	Franklin	3	\$444,960
	Jefferson	7	\$825,631
	Lewis	1	\$6,545
	St Lawrence	1	\$5,198
	St. Lawrence	14	\$238,200
	Total	35	\$3,959,788
Southern Tier	Broome	12	\$999,756
	Chemung	3	\$695,821
	Chenango	2	\$1,435,560
	Delaware	4	\$45,950

NYSERDA PERIODIC PROGRAM REPORT
5/16/2021 to 8/15/2021
Table: By REDC Region and County

REDC Region	County	Count of Contracts	Committed this period
Southern Tier	Steuben	5	\$2,352,449
	Tioga	2	\$12,558
	Tompkins	3	\$421,639
	Total	31	\$5,963,733
Statewide	STATEWIDE	74	\$41,654,066
	Total	74	\$41,654,066
Western New York	Allegany	2	\$961,524
	Cattaraugus	2	\$14,592
	Chautauqua	5	\$12,667,843
	Erie	28	\$1,284,093
	Niagara	12	\$1,709,026
	Total	49	\$16,637,079
Grand Total		915	\$332,774,624

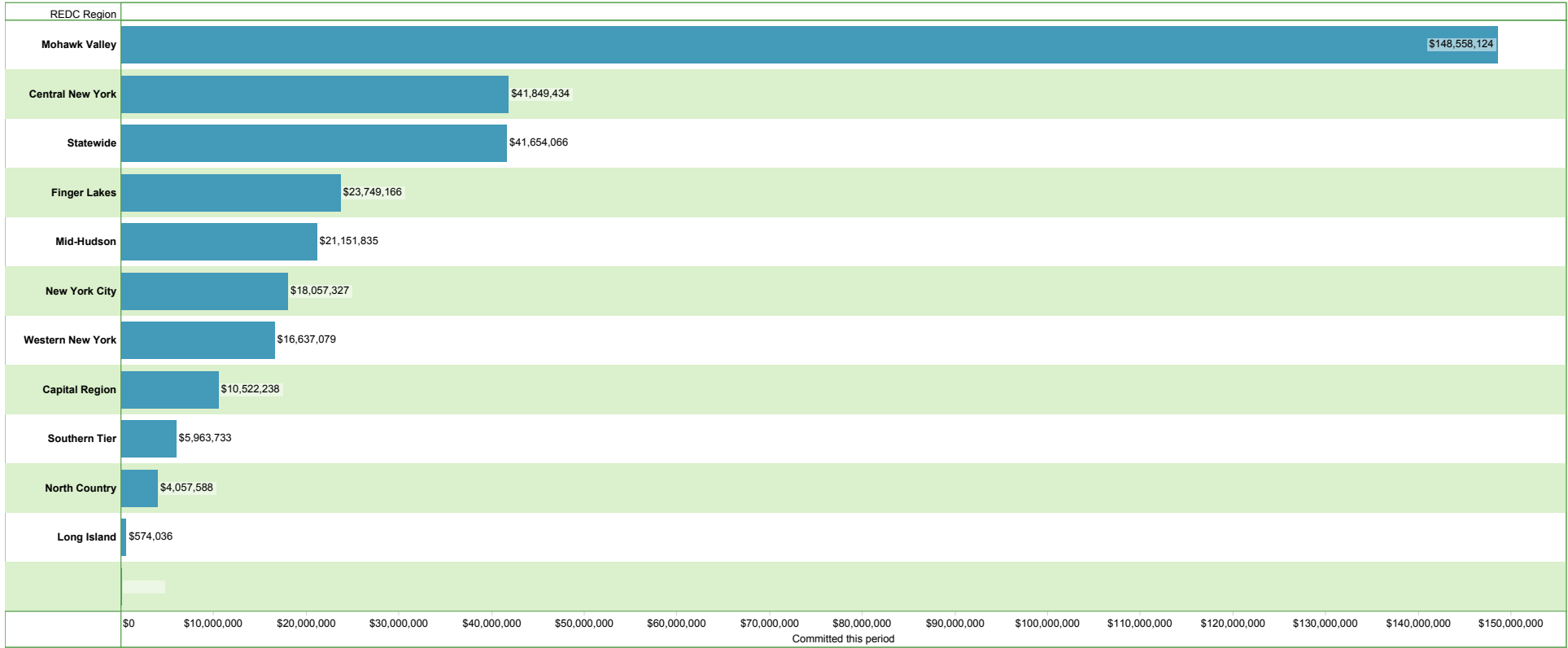
NYSDA PERIODIC PROGRAM REPORT
5/16/2021 to 8/15/2021
Table: By Electric Utility

Electric Utility	Count of Contracts	Committed this period
Central Hudson Gas and Electric	64	\$5,319,133
Consolidated Edison	285	\$31,528,440
Long Island Power Authority	89	\$624,436
Municipal Utilities	6	\$496,000
National Grid	196	\$183,692,759
NYS Electric and Gas	102	\$63,505,231
Orange and Rockland Utilities	41	\$3,629,020
Rochester Gas and Electric	56	\$2,325,540
Statewide	74	\$41,654,066
Grand Total	913	\$332,774,624


NYSDA PERIODIC PROGRAM REPORT

5/16/2021 to 8/15/2021

Graph: By REDC Region



NYSDA PERIODIC PROGRAM REPORT
5/16/2021 to 8/15/2021

Committed this period
5K  20,000K

From
5/1
To
8/1

