

# **MEETING MATERIALS**

**April 28, 2020**

**TABLE OF CONTENTS**  
**April 28, 2020**

**MEETING MATRIX.....**

**AUDIT AND FINANCE COMMITTEE .....**

- 1. To consider the Minutes of the one hundred forty second (142<sup>nd</sup>) meeting of the Committee held on January 28, 2020.....9
- 2. To discuss the independent audit of the Authority’s and NY Green Bank’s financial statements and the Authority’s OPEB Trust for fiscal year 2019-2020.....20
- 3. To receive the Annual Internal Audit Report and to consider and act upon a resolution approving an Internal Audit Plan for fiscal year 2020-2021 .....41

**BOARD.....**

- I. DISCUSSION AGENDA.....**
  - 1. To receive a report on the Authority’s response to COVID-19.....48
  - 2. To receive a report from the Audit and Finance Committee.....49
- II. CONSENT AGENDA.....**
  - 1. To consider and act upon a resolution approving the periodic contracts report .....50

## *Board Meeting – Meeting Matrix*

### Each meeting:

- Review and approve the Periodic Contracts Reports
- Receive a Report on NY Green Bank Status
- Receive a Report from an Authority Program or Initiative

### January Meeting

- Review and approve the next fiscal year budget: from Program Planning Committee and Waste and Facilities Management Committee
- Review and approve RGGI Operating Plan/Amendments
- Review and approve the Strategic Outlook: from Program Planning

### April Meeting

- Review and approve the Conflict of Interest Policy: from Governance Committee
- Review the schedule for the Independent Audit of the NYSERDA and NY Green Bank financial statements: from Audit and Finance Committee
- Review and approve
  - Board Member Evaluation Report: from Governance Committee
  - Committee Charter Amendment recommendations: from Committees
- Reappoint Members to Committees – as terms expire

### June Meeting

- Review and approve:
  - Annual Financial Reports: from Audit and Finance Committee
    - Annual Investment Report and Guidelines
    - Annual OPEB Trust Investment Report and Policy Statement
    - Annual Independent Audit of NYSERDA and NY Green Bank financial statements
    - Annual Bond Sales Report
  - Appointment of Independent Auditors for next fiscal year: from Audit and Finance Committee
  - Annual Procurement Report and Guidelines
  - Annual Report on Disposition of Real and Personal Property and Review of the Guidelines
  - Real Property Acquisition Guidelines
  - Prompt Pay Annual Report
  - Operations and Accomplishments and Mission Statement and Measurements Annual Report
  - Compensation Schedule: from Governance Committee
  - Code of Conduct

### October Meeting

### Review as needed:

- Items presented by committees or management for review and approval

## *Audit and Finance Committee – Meeting Matrix*

### Review at each meeting:

- Recent Internal Audit Activity, subject to the issuance of audit reports by Internal Audit\*

### April Meeting

- Review and recommend for approval the Schedule for the Independent Audit of the NYSERDA and Green Bank financial statements
- Review and approve the Annual Internal Audit Report\*
- Review and approve the Annual Internal Audit Plan\*
- Review and recommend for approval the Committee Charter

### June Meeting:

- Review and recommend for approval the Annual Investment Report and Guidelines
- Review and recommend for approval the Annual OPEB Trust Investment Report and Policy Statement
- Review and recommend for approval the Annual Independent Audit of NYSERDA and NY Green Bank financial statements
- Review and recommend for approval the Appointment of Independent Auditors for next fiscal year
- Review and recommend for approval the Annual Bond Sales Report

### Review and recommend for approval, as needed:

- Audits by external reviewers including the New York State Comptroller\*
- Review and recommend for approval any proposed bond or other debt issuances
- Review and recommend for approval the amendments to the Internal Control Manual

\*These items are reviewed and approved solely by the Audit and Finance Committee and are not presented to the full Board

## *Governance Committee – Meeting Matrix*

### January Meeting

- Cancelled if no specific agenda items

### April Meeting:

- Review results and make recommendations to modifications to the Self-assessment form
- Review and recommend for approval the Authority's Conflict of Interest Policy
- Review and recommend for approval the Committee Charter

### June Meeting:

- Review and recommend for approval the Compensation Schedule Review and recommend for approval the Board Member Evaluation Report
- Review and recommend for approval the mission statement
- Review and recommend for approval the code of conduct/ethics

### September Meeting:

- Cancelled if no specific agenda items

### Review and recommend for approval, as needed:

- Guidance from Authorities Budget Office
- Member Qualifications
- Review and recommend for approval compensation / salary increases for officers
- Review and recommend for approval the NYSERDA Employee Code of Conduct
- Review and recommend for approval any specific language for Compensation, Ethics, and Whistleblower policies as needed

## *Program Planning Committee – Meeting Matrix*

### January Meeting:

- Review and recommend for approval the next fiscal year budget
- Review and recommend for approval the Strategic Outlook

### April Meeting:

- Review and recommend for approval the Committee Charter

### June Meeting:

- Discretionary program review

### September Meeting

#### Review and recommend for approval, as needed:

- Cross State Air Pollution Rule (“CSAPR”, formerly CAIR) Program Plan/Amendments
- Authority programs’ performance metrics – periodic reporting
- New or ongoing program initiatives – periodic presentations

## *Waste and Facilities Management Committee – Meeting Matrix*

### Review at each meeting:

- Status of West Valley Nuclear Service Center activities

### January Meeting

- Review and recommend for approval the next fiscal year budget

### April Meeting:

- Review and recommend for approval the Committee Charter

### September Meeting:

### Review and recommend for approval, as needed:

- Status of nuclear coordination activities
- STEP-related items



**ANDREW M. CUOMO**  
Governor

**NYSERDA**

**RICHARD L. KAUFFMAN**  
Chair

**ALICIA BARTON**  
President and CEO

**NOTICE OF MEETING AND AGENDA**

April 17, 2020

TO THE MEMBERS OF THE NEW YORK STATE ENERGY RESEARCH AND DEVELOPMENT AUTHORITY:

PLEASE TAKE NOTICE that a regular (the 246<sup>th</sup>) meeting of the New York State Energy Research and Development Authority (“Authority”) will be held via video conference, on Tuesday, April 28, 2020, commencing at 1:30 p.m., for the following purposes:

***I. Discussion Agenda:***

1. To receive a report on the Authority’s response to COVID-19.
2. To receive a report from the Audit and Finance Committee.

***II. Consent Agenda***

1. To consider and act upon a resolution approving a periodic contracts report.

***III.*** To transact such other business as may properly come before the meeting.

Members of the public may attend the meeting via the video conference which can be accessed at <https://www.nyserdera.ny.gov/About/Board-Governance/Board-and-Committee-Meetings>.

The Authority will be posting a video and a transcript of the meeting to the web as soon as practicable after the meeting. The video and transcript will be posted at <https://www.nyserdera.ny.gov/About/Board-Governance/Board-and-Committee-Meetings>.

Peter J. Costello  
Secretary

**New York State Energy Research and Development Authority**

**Albany**  
17 Columbia Circle, Albany, NY 12203-6399  
(P) 1-866-NYSERDA | (F) 518-862-1091  
nyserdera.ny.gov | info@nyserdera.ny.gov

**Buffalo**  
726 Exchange Street  
Suite 821  
Buffalo, NY  
14210-1484  
(P) 716-842-1522  
(F) 716-842-0156

**New York City**  
1359 Broadway  
19th Floor  
New York, NY  
10018-7842  
(P) 212-971-5342  
(F) 518-862-1091

**West Valley Site  
Management Program**  
9030-B Route 219  
West Valley, NY  
14171-9500  
(P) 716-942-9960  
(F) 716-942-9961



# COVID-19 RESPONSE REPORT

AUDIT & FINANCE COMMITTEE  
REPORT

## Periodic Contracts Approvals

Contracts executed or modified during the period - 12/16/2019 to 3/15/2020

	Count of Contracts	Committed this Period
Procurement Contracts > 1year	65	\$11.9M
Competitive Program Contracts > \$3M	9	\$86.6M
Non-competitive Program Contracts > \$1M	2	\$4.9M
Grand Total	76	\$103.4M

Contracts anticipated to be executed or modified during the period - 12/16/2019 to 3/15/2020

	Count of Contracts	Anticipated Amount
Procurement Contracts > 1year	30	\$9.2M
Competitive Program Contracts > \$3M	8	\$501.1M
Non-competitive Program Contracts > \$1M	1	\$2.2M
Grand Total	39	\$512.5M

**NYSERDA PERIODIC CONTRACTS APPROVAL REPORT: Section 1**  
**Summary - 12/16/2019 to 3/15/2020**

<b>Category</b>	<b>Report Type</b>	<b>Type</b>	<b>Count of Contracts</b>	<b>Committed this period</b>
<b>PCMT</b>	Procurement	Competitive	52	\$11,096,471
		Discretionary	12	\$698,947
		Non-Competitive	1	\$70,000
	<b>Total</b>		65	\$11,865,418
<b>PGRM</b>	Procurement	Competitive	9	\$86,556,120
		Non-Competitive	2	\$4,943,654
	<b>Total</b>		11	\$91,499,774
<b>Grand Total</b>			76	\$103,365,192

**Section 1 Summary - Percentages**

**% Contract Counts Competitively    % of \$Committed this period Competitively**

98.93%	97.72%
--------	--------

NYSERDA PERIODIC CONTRACTS APPROVAL REPORT - 12/16/2019 to 3/15/2020

Category	Initiative	Type	Term > 1 Year	Contract ID	Contractor	Contract Description	Date	Committed this period	Committed to Date	Amt Paid this Period	Amt Paid to Date
PCMT		Competitive	Y	150033	Cornell University	70333 TWO 32	01/09/2020	\$905,999	\$905,999		
	Advancing Ag Enrgy Technologie	Competitive	Y	150947	Arcadis U.S., Inc.	AAET Tech Review_Arcadis TWO	02/04/2020	\$5,000	\$5,000		
	CI Carbon Challenge	Discretionary	Y	150607	Adam Hinge	CI Carbon Challenge_Empire Ret	01/27/2020	\$200,000	\$200,000		
	Code to Zero	Competitive	Y	148812	U.S. Green Building Council, NY Chapter	Urban Green TWO#1 Training	12/11/2019	\$1,508,643	\$1,508,643		
		Competitive	Y	148948	Newport Ventures, Inc.	Newport TWO #1 Training	12/16/2019	\$399,809	\$399,809		
	EDI Vendor	Discretionary	Y	150484	EC Infosystems, Inc.	EC Infosys - EDI Processing	01/22/2020	\$181,300	\$181,300		
	EMERGING TECHNOLOGY / ACCEL..	Competitive	Y	37380A	Frontier Energy, Inc.	Technical Review_Prgm Support	04/11/2018	\$48,000	\$434,841	\$22,767	\$89,892
	ENERGY ANALYSIS	Competitive	Y	123055	ICF Resources, LLC	RFQL 3685 - Flexergy 3.0	02/01/2018	\$150,000	\$399,883	\$29,166	\$227,028
		Competitive	Y	151905	PA Consulting Group	TWO #3 Nat. Gas Tech. Support	02/27/2020	\$500,000	\$500,000		
		Competitive	Y	152083	Energy and Environmental Economics Inc.	TWO#21 - NG Avoided Cost Tool	03/04/2020	\$150,000	\$150,000		
	ENVIRONMENTAL RESEARCH	Competitive	Y	100417	Research Foundation of SUNY	IDEA-NYS air quality forecast	06/29/2016	\$49,361	\$408,142	\$10,688	\$334,281
		Competitive	Y	150181	Randstad North America, Inc.	Temporary Services	01/14/2020	\$96,194	\$96,194	\$2,795	\$2,795
		Discretionary	Y	34356	U.S. Geological Survey (Troy).	ALTM Stream Monitoring	08/07/2013	\$44,600	\$644,815	\$253,011	\$518,996
	Eval MCDG Cross Cutting	Discretionary	Y	150531	Dodge Data & Analytics	Business Intelligence Subscrip	01/23/2020	\$46,675	\$46,675		
	EVALUATION	Competitive	Y	143776	DNV GL Energy Insights USA Inc.	TWO 7 - T&MD 2014-18 Impact Ev	08/15/2019	\$16,597	\$201,597	\$77,483	\$77,483
	Geothermal Incentive Program	Discretionary	Y	151119	SBW Consulting	Heat Pump Impact Evaluation	02/07/2020	\$50,000	\$50,000		
	Home Perf w Energy Star	Competitive	Y	107771	CLEAResult Consulting, Inc.	Centralized Services & Support	12/08/2016	\$1,851,277	\$8,227,705	\$620,725	\$5,711,680
		Competitive	Y	121807B	Uplight, Inc.	Residential Program MgtRFP3545	10/23/2019	\$108,250	\$295,822	\$82,325	\$103,050
		Competitive	Y	141322	Randstad North America, Inc.	Payroll Services	06/12/2019	\$41,438	\$63,278	\$7,834	\$26,548
		Competitive	Y	148087	Kelliher Samets Volk	KSV TWO 32 LMI Website Hub	11/25/2019	\$300,000	\$300,000		
	Informat. Products & Brokering	Competitive	Y	149303	Corelogic, Inc.	RFQL 3711 CoreLogic Bldg Data	12/20/2019	\$132,405	\$132,405	\$42,000	\$42,000
		Competitive	Y	149307	Trove Predictive Data Science, Inc.	RFQL3711 TWO Bldg Assets	12/20/2019	\$300,000	\$300,000		
	Multifam Performance Pgm	Competitive	Y	117924	Willdan Energy Solutions	Staff Augmentation Services	09/06/2017	\$282,048	\$904,016	\$69,972	\$496,122
		Competitive	Y	117926	TRC Energy Services	Staff Augmentation Services	09/06/2017	\$72,000	\$6,075,651	\$598,775	\$3,472,050
	NEW YORK GREEN BANK	Competitive	Y	39067	Holland & Knight LLP	Green Bank Outside Legal Serv.	01/21/2014	\$150,000	\$1,428,829	\$325,011	\$1,393,600
		Competitive	Y	39073	Davis Polk & Wardwell LLP	Green Bank Outside Legal Couns	01/21/2014	\$4,840	\$297,032	\$4,840	\$297,032
		Competitive	Y	46963	Navigant Consulting Inc.	Outside Technical and Eng. Srv	09/05/2014	\$1,498	\$378,086	\$34,141	\$378,086
		Competitive	Y	109917	BDO USA LLP	Background Investigation Servi	02/07/2017	\$6,900	\$37,450	\$6,900	\$37,450
		Competitive	Y	149695	Holland & Knight LLP	RFP 12 - NYGB Legal Services	12/31/2019	\$125,708	\$125,708	\$125,708	\$125,708

NYSERDA PERIODIC CONTRACTS APPROVAL REPORT - 12/16/2019 to 3/15/2020

Category	Initiative	Type	Term > 1 Year	Contract ID	Contractor	Contract Description	Date	Committed this period	Committed to Date	Amt Paid this Period	Amt Paid to Date
PCMT	NY-SUN	Competitive	Y	106225	Kelliher Samets Volk	Marketing Support for NYSERDA	11/03/2016	\$125,000	\$13,999,772	\$338,337	\$7,409,259
	NYSERDA ADMINISTRATION	Competitive	Y	85025	Tech Valley Talent, LLC	RFP3143 Umbrella Agreement	12/18/2015	\$514,500	\$7,557,133	\$219,565	\$5,647,883
		Competitive	Y	136369	Unique Comp Inc.	TWO SQL ETL Dev.	01/23/2019	\$176,800	\$353,600	\$38,806	\$154,831
		Competitive	Y	136980	Unique Comp Inc.	TWO Sr. Systems Admin.- Bhanu	02/08/2019	\$176,800	\$353,600	\$40,800	\$159,120
		Competitive	Y	140703	Randstad North America, Inc.	Payroll Services	05/24/2019	\$23,000	\$54,023	\$11,115	\$34,086
		Competitive	Y	140704	Randstad North America, Inc.	Payroll Services	05/24/2019	\$23,000	\$56,142	\$10,250	\$33,360
		Competitive	Y	140705	Randstad North America, Inc.	Payroll Services	05/24/2019	\$1,900	\$21,936	\$2,442	\$21,936
		Competitive	Y	148735	Delta Dental of New York	Delta Dental Premiums 2020-202	12/10/2019	\$675,000	\$675,000	\$78,054	\$78,054
		Competitive	Y	149636	Randstad North America, Inc.	Payroll Services	12/30/2019	\$21,600	\$21,600	\$4,205	\$4,205
		Competitive	Y	149845	Oracle America, Inc.	Peoplesoft - Oracle 2020 /2021	01/07/2020	\$54,227	\$54,227		
		Competitive	Y	150242	Randstad North America, Inc.	Temporary Services	01/15/2020	\$96,194	\$96,194	\$4,739	\$4,739
		Competitive	Y	150711	TRC Energy Services	Staff Augmentation Services	01/29/2020	\$336,473	\$336,473		
		Competitive	Y	150713	SHI, Inc.	ADA - Compliance Sub. 2020 -21	01/29/2020	\$15,544	\$15,544	\$15,544	\$15,544
		Competitive	Y	150772	Randstad North America, Inc.	Temporary Services	01/30/2020	\$101,537	\$101,537	\$2,309	\$2,309
		Competitive	Y	150906	Systems Management Planning, Inc.	AeroHive Subscription 1 year	02/03/2020	\$5,414	\$5,414	\$5,414	\$5,414
		Competitive	Y	151551	SHI, Inc.	Embarcadero ER/ Studio	02/19/2020	\$17,502	\$17,502	\$17,502	\$17,502
		Competitive	Y	152081	ADP, Inc.	ADP Payroll and HR Services	03/03/2020	\$205,154	\$205,154		
		Discretionary	Y	68677	Commercial Investigations LLC	Background Checks	07/09/2015	\$10,000	\$40,000	\$2,219	\$30,775
		Discretionary	Y	148094	OwnBackup Inc.	OwnBackup - Salesforce Backup	11/25/2019	\$15,608	\$15,608	\$15,608	\$15,608
		Discretionary	Y	150956	ThunderCat Technology LLC	Rightstar Scanstar System	02/04/2020	\$5,390	\$5,390	\$5,390	\$5,390
		Discretionary	Y	151228	ThunderCat Technology LLC	DocuSign Subscription 20 - 21	02/11/2020	\$87,270	\$87,270	\$87,270	\$87,270
	Discretionary	Y	152271	Bizodo Inc	Seamlessdocs Licensing 20-21	03/09/2020	\$42,740	\$42,740			
	NYSERDA Fixed Asset	Competitive	Y	150241	SHI, Inc.	Pure Storage	01/15/2020	\$46,211	\$46,211	\$46,211	\$46,211
		Discretionary	Y	150655	Tech Valley Talent, LLC	SecureAuth Appliance upgrade	01/28/2020	\$5,420	\$5,420		
	Off-Shore Wind Master Plan	Competitive	Y	104258	Sive Paget & Riesel PC	RFP 3300 & RFP 3776 Outside Co	09/27/2016	\$101,500	\$1,213,490	\$17,171	\$973,036
	OREC: Technical Support	Competitive	Y	124951	Harris Wiltshire & Grannis LLP	RFP3776 Outside Counsel Servc	03/28/2018	\$60,000	\$114,550	\$25,296	\$56,531
	OTHER PROGRAM AREA	Competitive	Y	106227	Essense Partners Inc.	Marketing Support for NYSERDA	11/03/2016	\$237,500	\$2,713,570	\$77,628	\$1,974,816
		Competitive	Y	140746	Akimeka, LLC	TWO#2 Resilience Assistance	05/28/2019	\$50,000	\$200,000	\$78,434	\$149,911
	Pub Transit & Elect Rail	Competitive	Y	150368	Randstad North America, Inc.	Temporary Services	01/17/2020	\$120,823	\$120,823	\$4,912	\$4,912

NYSDA PERIODIC CONTRACTS APPROVAL REPORT - 12/16/2019 to 3/15/2020

Category	Initiative	Type	Term > 1 Year	Contract ID	Contractor	Contract Description	Date	Committed this period	Committed to Date	Amt Paid this Period	Amt Paid to Date
PCMT	Real Time Enrgy Management	Competitive	Y	117928	Allegis Group Holdings Inc	Staff Augmentation Services	09/06/2017	\$321,477	\$1,618,203	\$127,308	\$877,479
	SARATOGA TECHNOLOGY & ENER..	Competitive	Y	107762	Rosenblum Property Services, LLC	STEP Property Mgmt Services	12/07/2016	\$218,500	\$889,575	\$43,339	\$428,309
	Small Wind	Competitive	Y	135480	Buffalo Renewables, Inc.	Wind Turbine Incentive	12/24/2018	\$47,700	\$47,700		
		Competitive	Y	141317	Buffalo Renewables, Inc.	WWind Turbine Incentive	06/12/2019	\$87,150	\$87,150		
	Subscription/Data Access	Non-Competiti..	Y	148096	American Council for an Energy Efficient	Subscription/Data Access	11/25/2019	\$70,000	\$70,000		
	WEST VALLEY DEVELOPMENT PROGRAM	Competitive	Y	104075	Enercon Services Inc	RFP 3305 Licence Consultation	09/21/2016	\$30,000	\$402,676	\$8,862	\$363,896
		Discretionary	Y	150902	InStream, LLC	microfilm reader/scanner	02/03/2020	\$9,945	\$9,945	\$9,645	\$9,645
PGRM		Non-Competiti..	Y	143048	NYS Office of Parks, Recreation and	MOU	07/30/2019	\$2,000,000	\$5,000,000	\$3,000,000	\$3,000,000
	Cleantech POCC	Competitive	Y	141373	NextCorps Inc	Cleantech Accelerator	06/14/2019	\$10,000,000	\$10,000,000		
	ESTOR: Bulk Storage Incentive	Competitive	Y	147566	Key Capture Energy, LLC	Bulk Storage Incentive	11/14/2019	\$25,000,000	\$25,000,000		
		Competitive	Y	148952	Key Capture Energy, LLC	Bulk Storage Incentive	12/17/2019	\$8,800,000	\$8,800,000		
		Competitive	Y	149849	North Catskill DG LLC	Bulk Storage Incentive	01/07/2020	\$9,900,000	\$9,900,000		
		Competitive	Y	149852	Union Avenue DG LLC	Bulk Storage Incentive	01/07/2020	\$9,900,000	\$9,900,000		
		Competitive	Y	149853	Highland DG LLC	Bulk Storage Incentive	01/07/2020	\$9,900,000	\$9,900,000		
	ESTOR: Retail Storage Incentive	Competitive	Y	143203A	Schenectady County Solar Projects 2019,	NY-Sun C&I Assignment	01/13/2020	\$3,781,120	\$3,781,120		
	Healthy Homes VB Payment Pilot	Non-Competiti..	Y	144815	Health Research, Inc.	NYS HH VBP Pilot Health Implem	09/12/2019	\$2,943,654	\$2,943,654	\$864,995	\$864,995
	NY-SUN	Competitive	Y	147689	South Goshen Solar LLC	NY Sun	11/18/2019	\$3,150,000	\$3,150,000		
Solar Plus Energy Storage	Competitive	Y	137399A	Schenectady County Solar Projects 2019,	NY-Sun Assignment	01/13/2020	\$6,125,000	\$6,125,000			
Grand Total								\$103,365,192	\$150,853,822	\$7,517,507	\$35,810,826



NYSERDA PERIODIC CONTRACTS APPROVAL REPORT: Contractor Addresses - 12/16/2019 to 3/15/2020

Contractor	SupplierAddress	SupplierCity	SupplierState	SupplierZipCode	Business Type	WBE	MBE	SDVOB	SBE
Adam Hinge	d/b/a Sustainable Energy Partnerships	Tarrytown	NY	10591	NYSBE				
ADP, Inc.	PO Box 842875	Boston	MA	02284-2875	FSBE				
Akimeka, LLC	901 No. Lake Destiny Drive	Maitland	FL	32751	FSBE				
Allegis Group Holdings Inc	7301 Parkway Drive	Hanover	MD	21076	FSBE				
American Council for an Energy Efficient	529 14th Street, NW Suite 600	Washington	DC	20045	FSBE				
Arcadis U.S., Inc.	PO Box 66	Syracuse	NY	13214-0066	NYSBE				
BDO USA LLP	PO Box 642743	Pittsburgh	PA	15264-2743	FSBE				
Bizodo Inc	30 Vandam St. F12	New York	NY	10013	NYSBE				
Buffalo Renewables, Inc.	3840 E Robinson Road	Amherst	NY	14228	NYSBE				
CLEAResult Consulting, Inc.	4301 Westbank Dr., A-150	Austin	TX	78746	FSBE				
Commercial Investigations LLC	622 Loudon Rd., Ste 201	Latham	NY	12110	NYSBE	X			
Corelogic, Inc.	Corelogic Solutions, LLC	Irvine	CA	92618	FSBE				
Cornell University	East Hill Plaza	Ithaca	NY	14850	NYSBE				
Davis Polk & Wardwell LLP	450 Lexington Avenue	New York	NY	10017	NYSBE				
Delta Dental of New York	One Delta Drive	Mechanicsburg	PA	17055-6999	FSBE				
DNV GL Energy Insights USA Inc.	1400 Ravello Drive	Katy	TX	77449	FSBE				
Dodge Data & Analytics	7625 Collection Center Drive	Chicago	IL	60693-0076	FSBE				
EC Infosystems, Inc.	333 Earle Ovington Boulevard	Uniondale	NY	11553	NYSBE				
Enercon Services Inc	500 Town Park Lane	Kennesaw	GA	30144	FSBE				
Energy and Environmental Economics Inc.	2401 E Katella Ave.	Anaheim	CA	92806	FSBE				
Essense Partners Inc.	216 East 45th St., 11th Floor	New York	NY	10017	NYSBE	X	X		
Frontier Energy, Inc.	2695 Bingley Rd	Cazenovia	NY	13035	NYSBE				
Harris Wiltshire & Grannis LLP	1919 M Street, NW, Eighth Floor	Washington	DC	20036	FSBE				
Health Research, Inc.	150 Broadway, Ste 560	Menands	NY	12204-2719	NYSBE				
Highland DG LLC	132 N. York St.	Elmhurst	IL	60126	FSBE				
Holland & Knight LLP	PO Box 864084	Orlando	FL	32886	FSBE				
ICF Resources, LLC	9300 Lee Highway	Fairfax	VA	22031	FSBE				
InStream, LLC	Biel's Information Technology Systems	West Seneca	NY	14224	NYSBE				
Kelliher Samets Volk	212 Battery Street	Burlington	VT	05401	FSBE				
Key Capture Energy, LLC	25 Monroe Street	Albany	NY	12210	NYSBE				

NYSERDA PERIODIC CONTRACTS APPROVAL REPORT: Contractor Addresses - 12/16/2019 to 3/15/2020

Contractor	SupplierAddress	SupplierCity	SupplierState	SupplierZipCode	Business Type	WBE	MBE	SDVOB	SBE
Navigant Consulting Inc.	30 S. Wacker Dr.	Chicago	IL	60606-7444	FSBE				
Newport Ventures, Inc.	22 Jay St	Schenectady	NY	12305-1917	NYSBE				
NextCorps Inc	150 Lucius Gordon Dr Ste 100	West Henrietta	NY	14586-9687	NYSBE				
North Catskill DG LLC	132 N. York St.	Elmhurst	IL	60126	FSBE				
NYS Office of Parks, Recreation and	Empire State Plaza	Albany	NY	12238	NYSBE				
Oracle America, Inc.	PO Box 203448	Dallas	TX	75320-3448	FSBE				
OwnBackup Inc.	940 Sylvan Ave FL 1	Englewood Cliffs	NJ	07632	FSBE				
PA Consulting Group	55 Cambridge Parkway	Cambridge	MA	02142	FSBE				
Randstad North America, Inc.	PO Box 2084	Carol Stream	IL	60132-2084	FSBE	X			
Research Foundation of SUNY	P.O. Box 9	Albany	NY	12201	NYSBE				
Rosenblum Property Services, LLC	PO Box 38070	Albany	NY	12203	NYSBE				
SBW Consulting	2820 Northup Way , Suite 230	Bellevue	WA	98004	FSBE				
Schenectady County Solar Projects 2019,	2690 Balltown Road, Bldg 610	Niskayuna	NY	12309	NYSBE				
SHI, Inc.	P.O. Box 952121	Dallas	TX	75395	FSBE				
Sive Paget & Riesel PC	560 Lexington Ave., Floor 15	New York	NY	10022-1994	NYSBE				
South Goshen Solar LLC	3 Radnor Corporate Center, Suite 300	Radnor	PA	19087	FSBE				
Systems Management Planning, Inc.	1020 John St	West Henrietta	NY	14586	NYSBE				
Tech Valley Talent, LLC	PO Box 935587	Atlanta	GA	31193-5587	FSBE	X			
ThunderCat Technology LLC	1925 Isaac Newton Square	Reston	VA	20190	FSBE			X	
TRC Energy Services	21 Griffin Rd North	Windsor	CT	06095	FSBE				
Trove Predictive Data Science, Inc.	640 Ellicott Street	Buffalo	NY	14203	NYSBE				
U.S. Geological Survey (Troy).	425 Jordan Rd	Troy	NY	12180-8349	NYSBE				
U.S. Green Building Council, NY Chapter	d/b/a Urban Green Council	New York	NY	10004	NYSBE				
Union Avenue DG LLC	132 N. York St.	Elmhurst	IL	60126	FSBE				
Unique Comp Inc.	2708 42nd Road	Long Island City	NY	11101	NYSBE	X	X		
Uplight, Inc.	2580 55th Street	Boulder	CO	80301	FSBE				
Willdan Energy Solutions	Wall Street Plaza	New York	NY	10005	NYSBE				

NYSERDA PERIODIC CONTRACTS APPROVAL REPORT: Anticipated Contracts - 12/16/2019 to 3/15/2020

Category	Type	Term > 1 Year	Contract ID	Contractor	Contract Description	Reason	Date	Anticipated Amount	Total Contract Amount
PCMT	Competitive	Y	37380	CDH Energy Corporation	Technical Review and Program S	Added New Tasks	11/15/2013	\$12,000	\$923,255
	Competitive	Y	37380A	Frontier Energy, Inc.	Technical Review_Prgm Support	Added New Tasks	04/11/2018	\$20,000	\$454,841
	Competitive	Y	70333	Cornell University	76West Building a Clean Energy	Added New Tasks	08/03/2015	\$15,755	\$4,648,668
	Competitive	Y	85025	Tech Valley Talent, LLC	RFP3143 Umbrella Agreement	Added New Tasks	12/18/2015	\$461,938	\$8,019,070
	Competitive	Y	101127	Energy and Environmental Economics Inc.	Tech Assist, REV Pool.	New Agreement	07/15/2016	\$162,720	\$3,521,638
	Competitive	Y	101128	ICF Resources, LLC	Tech Assist, REV Pool	New Agreement	07/15/2016	\$120,000	\$801,977
	Competitive	Y	106226	Arch Street Communications, Inc.	Marketing Support for NYSERDA	Added New Tasks	11/03/2016	\$63,000	\$604,000
	Competitive	Y	106227	Essense Partners Inc.	Marketing Support for NYSERDA	Added New Tasks	11/03/2016	\$150,000	\$2,863,570
	Competitive	Y	117926	TRC Energy Services	Staff Augmentation Services	Added New Tasks	09/06/2017	\$2,757,426	\$8,833,077
	Competitive	Y	117928	Allegis Group Holdings Inc	Staff Augmentation Services	Added New Tasks	09/06/2017	\$145,590	\$1,763,793
	Competitive	Y	117989	Arcadis of New York, Inc.	Staff Augmentation Services	Added New Tasks	09/08/2017	\$734,525	\$1,381,320
	Competitive	Y	118163	D.L. English Consulting, Inc.	Indian Point Consultant	Added New Tasks	09/13/2017	\$50,000	\$406,475
	Competitive	Y	127158	The Cadmus Group, LLC	RFQL 3685 R2 Umbrella	Added New Tasks	05/22/2018	\$72,000	\$222,332
	Competitive	Y	129761	Four Points Group, Inc.	RFQL 3685 R2	Added New Tasks	08/06/2018	\$150,000	\$284,927
	Competitive	Y	134906	New York Power Authority,	RTEM Data Store	New Agreement	12/07/2018	\$1,500,000	\$1,500,000
	Competitive	Y	137225	Systems Management Planning, Inc.	Webex Services - 2019 2020	Added New Tasks	02/15/2019	\$105	\$19,116
	Competitive	Y	137240	EME Consulting Engineering Group, LLC	SA.038A_TWO #7 - New Con	Added New Tasks	02/19/2019	\$530,043	\$798,543
	Competitive	Y	143834	Allegis Group Holdings Inc	SA.054_TWO #9 - SFR PM	Added New Tasks	08/16/2019	\$133,523	\$263,448
	Competitive	Y	143835	EME Consulting Engineering Group, LLC	SA.056_TWO #10_RTEM MF PM	Added New Tasks	08/16/2019	\$178,877	\$367,544
	Competitive	Y	147433	Rocky Mountain Institute	Technical support for NYSERDA	New Agreement	11/12/2019	\$250,000	\$250,000
	Competitive	Y	150497	Navigant Consulting Inc.	TWO 3 NYS Healthy Homes VBP	New Agreement	01/22/2020	\$200,000	\$200,000
	Competitive	Y	152212	Systems Management Planning, Inc.	VMware Licensing - End User	New Agreement	03/05/2020	\$21,244	\$21,244
	Competitive	Y	152281	Energy and Environmental Economics Inc.	TWO#22 Bldg. Elec. Roadmap	New Agreement	03/09/2020	\$250,000	\$250,000
	Competitive	Y	152319	NESCAUM	TWO #7 LISTOS Air Quality Mode	New Agreement	03/10/2020	\$134,500	\$134,500
	Competitive	Y	152384	SHI, Inc.	Adobe DC Pro Creative Cloud	New Agreement	03/11/2020	\$55,457	\$55,457
	Competitive	Y	152390	Willdan Energy Solutions	Staff Augmentation Services	New Agreement	03/11/2020	\$825,926	\$825,926
	Discretionary	Y	114800	Dowd-Witbeck Printing Corp.	NYSERDA-Use Print Materials	Added New Tasks	06/13/2017	\$470	\$5,219
Discretionary	Y	151289	USGS National Center MS270	Biological Recovery	New Agreement	02/12/2020	\$49,600	\$49,600	
Discretionary	Y	152278	Atlantic Data Security, LLC	Check Point Training	New Agreement	03/09/2020	\$15,000	\$15,000	
Non-Competitive	Y	125834	Level 3 Communications, LLC	NYSERDA ADMINISTRATION	Added New Tasks	04/17/2018	\$144,000	\$409,000	
PGRM	Competitive	Y	129293	Consolidated Edison Company	P4P Con Ed MOU and NDA	New Agreement	07/26/2018	\$7,366,666	\$7,366,666
	Competitive	Y	135316	SED NY Holdings	SED Watkins Road Solar I	New Agreement	12/18/2018	\$15,457,722	\$15,457,722

**NYSERDA PERIODIC CONTRACTS APPROVAL REPORT: Anticipated Contracts - 12/16/2019 to 3/15/2020**

Category	Type	Term > 1 Year	Contract ID	Contractor	Contract Description	Reason	Date	Anticipated Amount	Total Contract Amount
PGRM	Competitive	Y	135317	SED NY Holdings	SED Skyline Solar	New Agreement	12/18/2018	\$15,759,750	\$15,759,750
	Competitive	Y	135319	SED NY Holdings	SED Dog Corners Solar	New Agreement	12/18/2018	\$15,913,702	\$15,913,702
	Competitive	Y	135621	Silver Lake Solar LLC	Silver Lake Solar	New Agreement	12/28/2018	\$19,252,800	\$19,252,800
	Competitive	Y	135627	SunEast Renewables LLC	Manchester Solar	New Agreement	12/28/2018	\$17,134,785	\$17,134,785
	Competitive	Y	148795	Garnet Energy Center LLC	CESRFP1_Tier 1 RECS		12/11/2019	\$234,144,030	\$234,144,030
	Competitive	Y	148796	North Side Energy Center, LLC -	CESRFP1_Tier 1 RECS		12/11/2019	\$176,084,277	\$176,084,277
	Non-Competitive	Y	134735	Energy Improvement Corporation	EIC PACE financing program	Added New Tasks	12/04/2018	\$2,190,000	\$3,690,000
<b>Grand Total</b>								<b>\$512,507,430</b>	<b>\$544,697,270</b>

**NYSERDA PERIODIC CONTRACTS APPROVAL REPORT: Section 1**  
**Summary - 12/16/2019 to 3/15/2020**

<b>Category</b>	<b>Report Type</b>	<b>Type</b>	<b>Count of Contracts</b>	<b>Committed this period</b>
<b>PGRM</b>	Program	Competitive	710	\$223,378,646
		Discretionary	1	\$50,000
		Non-Competitive	4	\$5,203,654
<b>Total</b>			715	\$228,632,300
<b>Grand Total</b>			715	\$228,632,300

## NYSERDA PERIODIC PROGRAM REPORT

12/16/2019 to 3/15/2020

**Table: All Market Focus Committed this Period**

<b>MarketFocus</b>	<b>Count of Contracts</b>	<b>Committed this period</b>
Administration	1	\$3,600
Agriculture	9	\$2,193,422
Anaerobic Digesters	1	\$15,000
Building Innovation	1	\$81,250
Clean Heating and Cooling	17	\$2,052,002
Clean Trans (Innov & Research)	4	\$867,523
Codes	8	\$2,256,497
Combined Heat & Power	9	\$300,082
Commercial	125	\$8,429,095
Communities and Local Governme	14	\$910,000
Energy & EnvironmentalAnalysis	2	\$120,000
Energy Storage	54	\$88,314,000
Energy-RItd Environmental Res	5	\$1,830,350
Fuel Cells	6	\$4,862,500
Grid Modernization	6	\$1,856,250
Industrial	50	\$4,089,400
Information Brokering	1	\$150,000
Innovation	2	\$658,206
Large Scale Renewables	9	\$3,977,568
LMI	54	\$7,143,076
Low Income	1	\$125,000

## NYSERDA PERIODIC PROGRAM REPORT

12/16/2019 to 3/15/2020

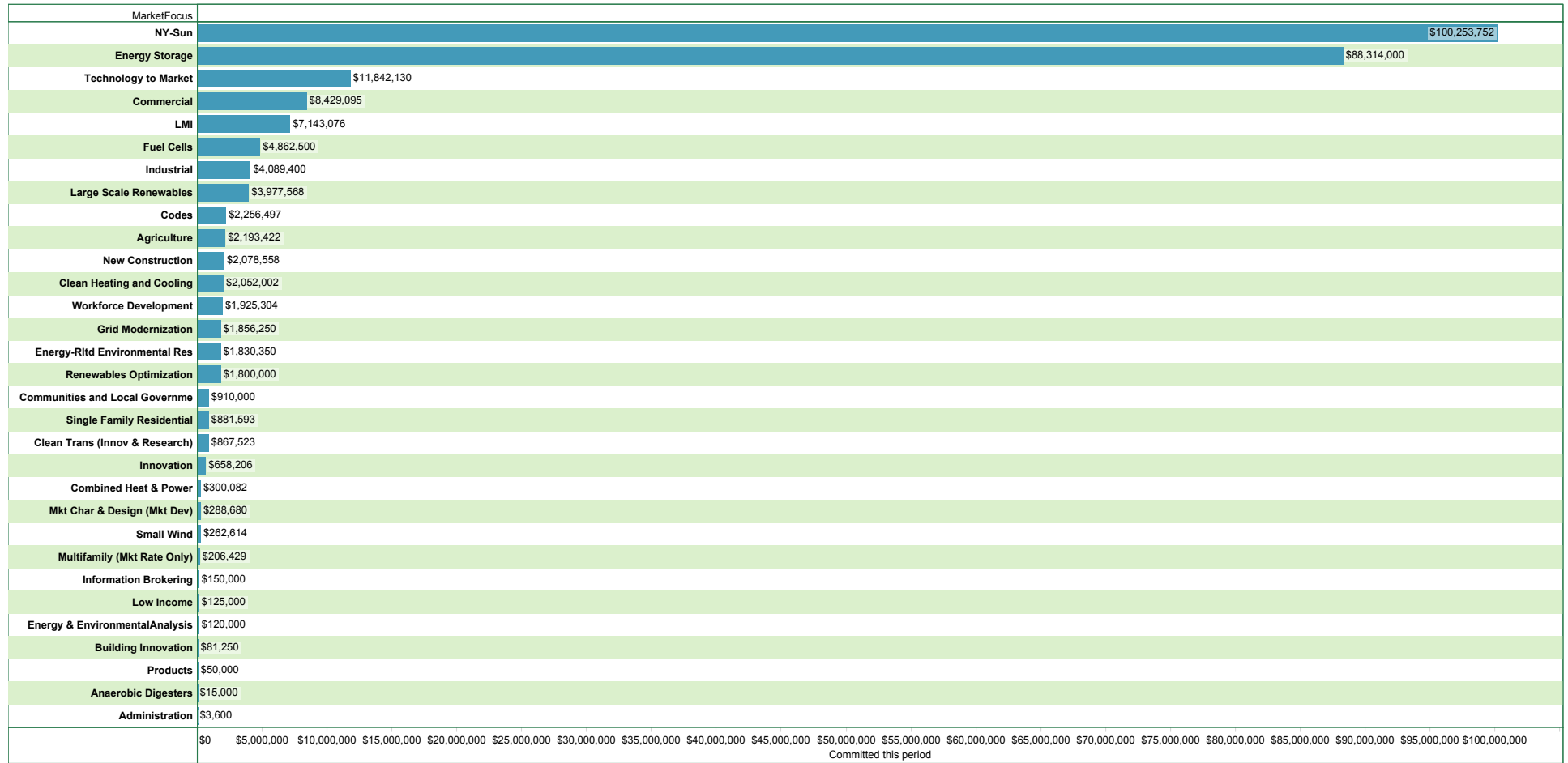
Table: All Market Focus Committed this Period

MarketFocus	Count of Contracts	Committed this period
Mkt Char & Design (Mkt Dev)	1	\$288,680
Multifamily (Mkt Rate Only)	5	\$206,429
New Construction	35	\$2,078,558
NY-Sun	363	\$100,253,752
Products	1	\$50,000
Renewables Optimization	3	\$1,800,000
Single Family Residential	2	\$881,593
Small Wind	2	\$262,614
Technology to Market	8	\$11,842,130
Workforce Development	60	\$1,925,304
Grand Total	859	\$249,823,882

NYSDA PERIODIC PROGRAM REPORT

12/16/2019 to 3/15/2020

Graph: All Market Focus Committed this Period





**NYSDA PERIODIC CONTRACTS REPORT - Contracts Executed or Modified  
For Report Periods: Sep 2019 Report Period and Jan 2020 Report Period  
Table: All Market Focus versus Prior Periods**

MarketFocus	Previous Sep 2019 Report Period		Current Jan 2020 Report Period	
	Count of Contracts	Committed this period	Count of Contracts	Committed this period
Agriculture	3	\$14,055	3	\$177,583
Anaerobic Digesters	13	\$190,000	6	\$80,000
Building Innovation	3	\$1,180,945	3	\$272,488
Clean Heating and Cooling	18	\$2,207,686	16	\$1,562,498
Clean Trans (Innov & Research)	10	\$1,776,723	9	\$1,303,002
Codes	2	\$47,949	3	\$259,000
Combined Heat & Power	25	\$12,752,732	26	\$6,077,197
Commercial	80	\$11,474,451	119	\$21,427,893
Communities and Local Governme	10	\$1,045,987	17	\$3,055,000
Energy & EnvironmentalAnalysis	1	\$9,950	4	\$1,382,543
Energy Storage	23	\$55,760,549	42	\$51,111,939
Energy-Rltd Environmental Res	6	\$1,593,626	4	\$745,587
Financing Solutions	1	\$142,502	1	\$98,611
Fuel Cells	4	\$2,288,750	4	\$1,633,500
Fuel NY	1	\$496,000		
Green Jobs-Green NY			1	\$0
Grid Modernization	10	\$3,610,627	1	\$87,209
Industrial	55	\$5,044,623	46	\$6,916,214
Information Brokering	3	\$388,958	2	\$105,000
Innovation	1	\$50,000	3	\$710,000
Large Scale Renewables	5	\$54,650,657	11	\$6,004,928,832
LMI	23	\$2,802,550	48	\$3,501,291
Mkt Char & Design (Mkt Dev)	3	\$75,000	1	\$292,214
Multifamily (Mkt Rate Only)	13	\$1,769,160	17	\$681,845
New Construction	25	\$2,224,822	44	\$3,310,252
NY-Sun	255	\$38,828,960	485	\$144,511,846
On-Site Power			5	\$300,000
Other Program	1	\$380,000	2	\$184,342
Products	2	\$104,681	2	\$74,989
Renewables Optimization	7	\$7,182,711	6	\$1,224,968
Saratoga Tech & Energy Park	1	\$13,500		
Single Family Residential	4	\$933,251	3	\$165,766
Small Wind	1	\$143,250	1	\$30,250
Solar Thermal			1	\$32,440
Technology to Market	10	\$2,338,636	16	\$8,437,497
Workforce Development	46	\$3,189,585	60	\$3,415,418

**NYSDA PERIODIC CONTRACTS REPORT - Contracts Executed or Modified**  
**For Report Periods: Sep 2019 Report Period and Jan 2020 Report Period**  
**Table: All Market Focus versus Prior Periods**

MarketFocus	Previous Sep 2019 Report Period		Current Jan 2020 Report Period	
	Count of Contracts	Committed this period	Count of Contracts	Committed this period
<b>Grand Total</b>	665	\$214,712,878	1,012	\$6,268,097,214

**NYSERDA PERIODIC PROGRAM REPORT**  
**12/16/2019 to 3/15/2020**  
**Table: By REDC Region and County**

<b>REDC Region</b>	<b>County</b>	<b>Count of Contracts</b>	<b>Committed this period</b>
<b>New York City</b>	Bronx	1	\$391,356
	<b>Total</b>	1	\$391,356
<b>Capital Region</b>	Albany	16	\$4,034,910
	Columbia	5	\$96,104
	Greene	2	\$16,192
	Rensselaer	9	\$3,101,553
	Saratoga	7	\$4,416,792
	Schenectady	15	\$13,294,841
	Warren	3	\$648,931
	Washington	2	\$518,514
	<b>Total</b>	59	\$26,127,836
<b>Central New York</b>	Cayuga	9	\$1,651,477
	Cortland	4	\$3,457,997
	Madison	1	\$5,402
	Onondaga	17	\$6,597,860
	Oswego	6	\$2,324,089
	<b>Total</b>	37	\$14,036,824
<b>Finger Lakes</b>	Genesee	7	\$5,931,711
	Livingston	3	\$953,225
	Monroe	35	\$4,750,511
	Ontario	7	\$142,850

**NYSERDA PERIODIC PROGRAM REPORT**  
**12/16/2019 to 3/15/2020**  
**Table: By REDC Region and County**

<b>REDC Region</b>	<b>County</b>	<b>Count of Contracts</b>	<b>Committed this period</b>
<b>Finger Lakes</b>	Orleans	3	\$1,297,487
	Seneca	2	\$2,218,369
	Wayne	4	\$943,803
	Wyoming	3	\$1,270,824
	Yates	1	\$5,120
	<b>Total</b>	65	\$17,513,901
<b>Long Island</b>	Nassau	16	\$127,090
	Suffolk	33	\$497,785
	<b>Total</b>	49	\$624,875
<b>Mid-Hudson</b>	Dutchess	31	\$2,971,674
	Orange	22	\$6,765,054
	Putnam	1	\$5,472
	Rockland	15	\$511,315
	Sullivan	8	\$2,966,738
	Ulster	21	\$3,526,724
	Westchester	32	\$3,849,542
	<b>Total</b>	130	\$20,596,519
<b>Mohawk Valley</b>	Fulton	2	\$92,150
	Montgomery	1	\$3,137
	Oneida	13	\$3,499,388
	Schoharie	4	\$135,006

**NYSERDA PERIODIC PROGRAM REPORT**  
**12/16/2019 to 3/15/2020**  
**Table: By REDC Region and County**

<b>REDC Region</b>	<b>County</b>	<b>Count of Contracts</b>	<b>Committed this period</b>
<b>Mohawk Valley</b>	<b>Total</b>	20	\$3,729,681
<b>New York City</b>	Bronx	59	\$3,007,978
	Kings	70	\$5,612,828
	New York	111	\$8,328,765
	Queens	37	\$4,663,477
	Richmond	10	\$1,650,920
	<b>Total</b>	287	\$23,263,967
<b>North Country</b>	Clinton	2	\$2,114,100
	Essex	1	\$5,120
	Franklin	2	\$202,590
	Jefferson	16	\$14,559,537
	Lewis	2	\$21,762
	St. Lawrence	4	\$280,043
	<b>Total</b>	27	\$17,183,152
<b>Southern Tier</b>	Broome	11	\$2,747,015
	Chemung	6	\$750,355
	Chenango	2	\$2,177,880
	Schuyler	3	\$2,787,216
	Steuben	3	\$1,642,428
	Tioga	6	\$2,449,589
	Tompkins	21	\$4,408,319

**NYSERDA PERIODIC PROGRAM REPORT**  
**12/16/2019 to 3/15/2020**  
**Table: By REDC Region and County**

<b>REDC Region</b>	<b>County</b>	<b>Count of Contracts</b>	<b>Committed this period</b>
<b>Southern Tier</b>	<b>Total</b>	52	\$16,962,803
	STATEWIDE	87	\$97,683,815
<b>Statewide</b>	<b>Total</b>	87	\$97,683,815
	Allegany	5	\$4,518,507
<b>Western New York</b>	Cattaraugus	6	\$3,006,267
	Chautauqua	4	\$1,365,653
	Erie	17	\$1,498,816
	Niagara	5	\$1,319,910
	<b>Total</b>	37	\$11,709,153
	<b>Grand Total</b>		851

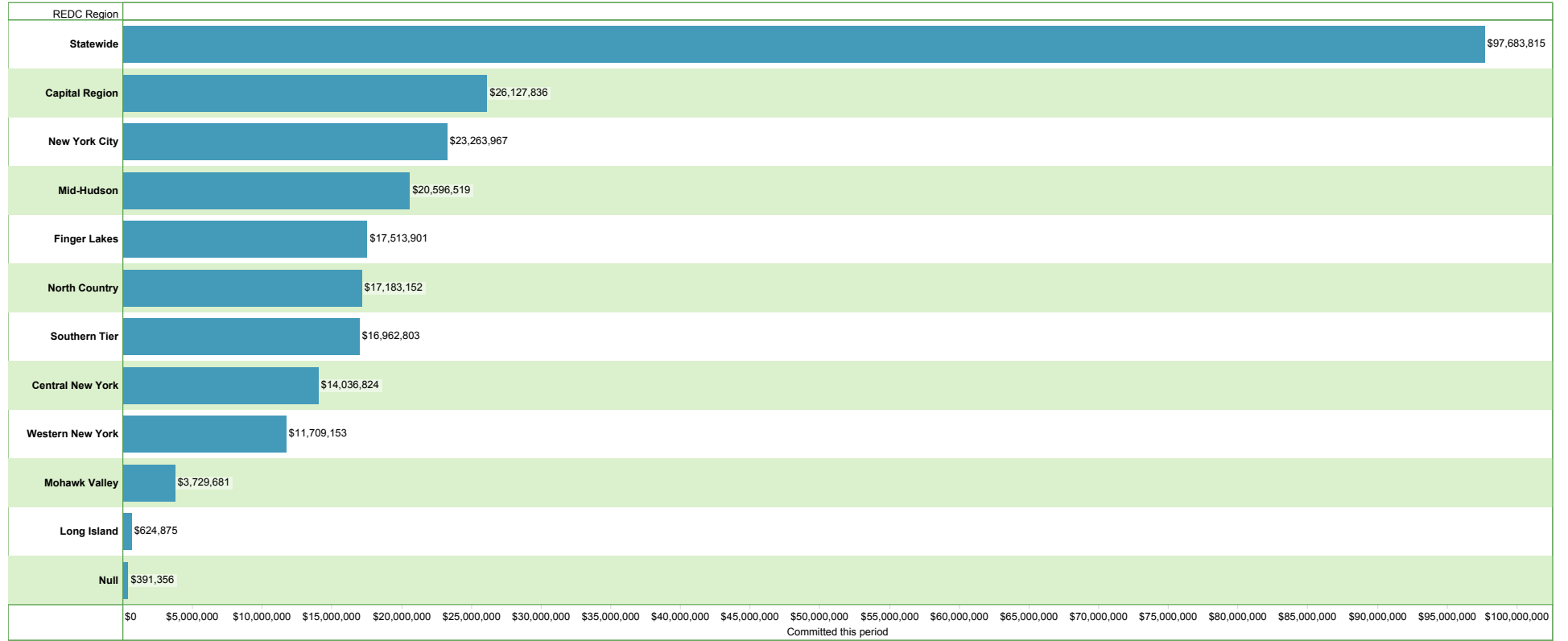
**NYSDERDA PERIODIC PROGRAM REPORT**  
**12/16/2019 to 3/15/2020**  
**Table: By Electric Utility**

<b>Electric Utility</b>	<b>Count of Contracts</b>	<b>Committed this period</b>
Consolidated Edison	2	\$282,527
Central Hudson Gas and Electric	58	\$10,126,339
Consolidated Edison	309	\$27,188,586
Long Island Power Authority	49	\$624,875
Municipal Utilities	5	\$1,569,361
National Grid	163	\$69,522,968
NYS Electric and Gas	102	\$29,114,741
Orange and Rockland Utilities	33	\$6,761,022
Rochester Gas and Electric	41	\$6,949,646
Statewide	87	\$97,683,815
<b>Grand Total</b>	<b>849</b>	<b>\$249,823,882</b>

**NYSDA PERIODIC PROGRAM REPORT**

12/16/2019 to 3/15/2020

Graph: By REDC Region



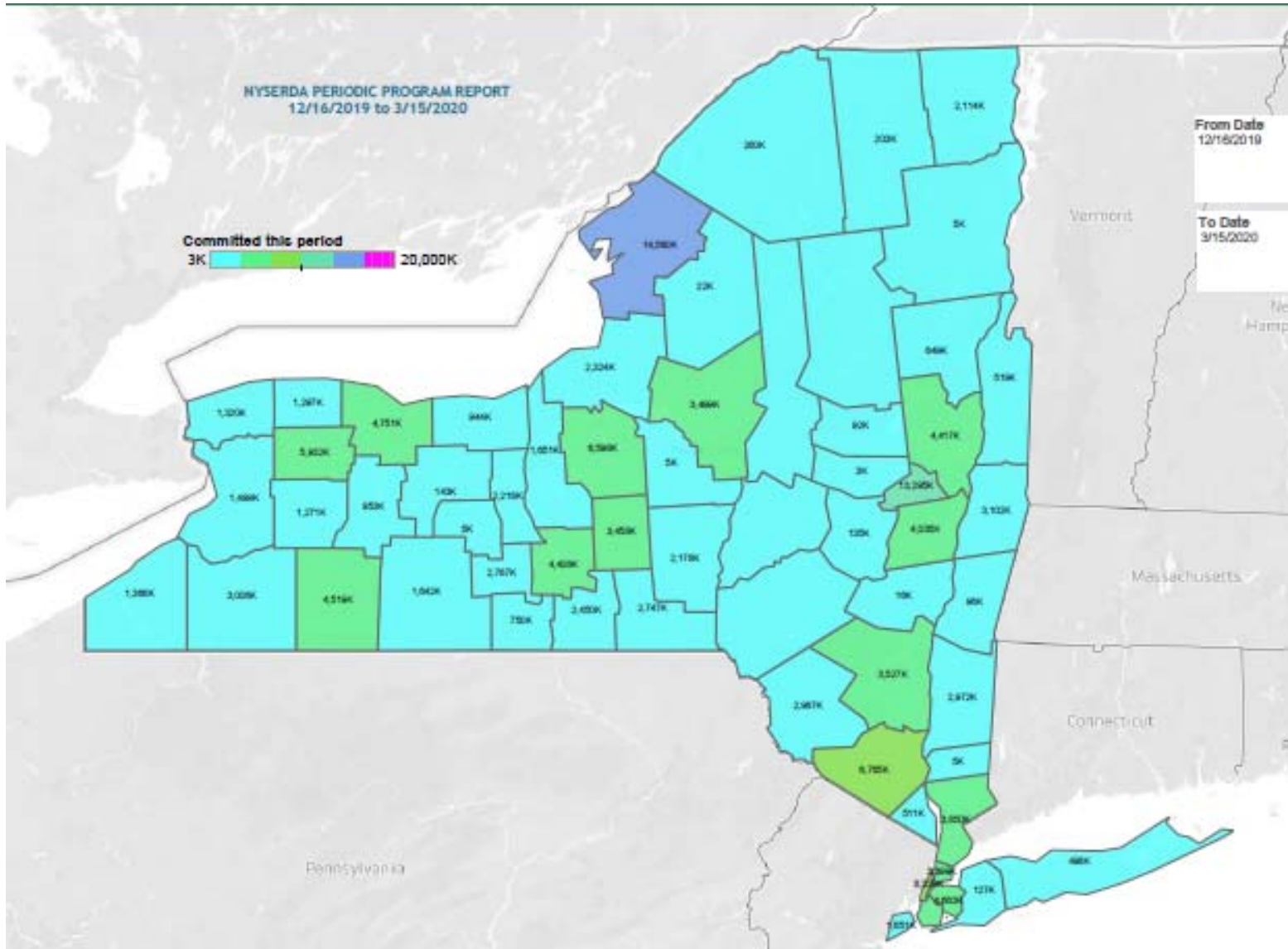


NYSDA PERIODIC PROGRAM REPORT  
12/16/2019 to 3/15/2020

From Date  
12/16/2019

To Date  
3/15/2020

Committed this period  
3K  20,000K



Resolution No. \_\_\_\_

RESOLVED, that the Periodic Contracts Report, covering the period December 16, 2019 through March 15, 2020, as presented at this meeting, including but not limited to the contracts identified therein which have been, or are expected to be, executed and which do have, or are expected to have, a period of performance in excess of one year, is hereby approved in accordance with Public Authorities Law Section 2879.