

PERIODIC CONTRACTS REPORT : Section 1 Summary
12/16/2017 to 3/15/2018

Category	Report Type	Type	Count of Contracts	Committed this period
PCMT	Procurement	Competitive	58	\$14,922,129
		Discretionary	37	\$1,448,893
		Non-Competitive	4	\$2,148,125
	Total		99	\$18,519,147
PGRM	Procurement	Competitive	7	\$323,904,376
		Non-Competitive	2	\$2,688,125
	Total		9	\$326,592,501
Grand Total			108	\$345,111,648

Section 1 Summary - Percentages

% Contract Counts Competitively

% of \$Committed this period Competitively

93.55%	87.42%
--------	--------

NYSDA PERIODIC CONTRACTS REPORT - 12/16/2017 to 3/15/2018

Category	Initiative	Type	Term > 1 Year	Contract ID	Contractor	Contract Description	Date	Committed this period	Committed to Date	Amt Paid this Period	Amt Paid to Date
PCMT	>200KW PV	Competitive	Y	117926	TRC Energy Services	Staff Augmentation Services	09/06/2017	\$164,453	\$164,453		
	AGRICULTURE ENERGY EFFICIENCY	Competitive	Y	35743	Ensava, Inc.	AEEP Implementation Contractor	09/26/2013	\$400,000	\$3,124,945	\$132,760	\$2,602,654
	CLEAN TRANSPORTATION	Competitive	Y	104260	Bond, Schoeneck & King, PLLC	RFP 3300 Outside Counsel Servi	09/27/2016	\$17,853	\$55,353	\$14,828	\$44,488
	Code to Zero	Competitive	Y	123329	New Buildings Institute, Inc.	New Construction- Housing	02/12/2018	\$250,000	\$250,000		
	Combined Heat and Power	Competitive	Y	37368	Energy & Resource Solutions, Inc.	Technical Review and Program S	11/15/2013	\$39,140	\$1,747,948	\$108,188	\$1,035,758
		Discretionary	N	121638	Yale Robbins Publications, LLC	2018 Spring Cooperator Expo	12/13/2017	\$15,000	\$15,000	\$15,000	\$15,000
	Commercial Real Estate Ten	Competitive	N	123052	NYC Climate Action Alliance Inc.	NYC Climate Alliance - CT	02/01/2018	\$50,000	\$50,000	\$4,075	\$4,075
		Competitive	Y	104542	The Cadmus Group, Inc.	RFQ 3183 The Cadmus Group Inc	10/05/2016	\$346,792	\$996,968	\$44,763	\$452,400
	Electric Vehicles - Innovation	Discretionary	N	123285	The Initiatives Group	HEVO Executive Training	02/09/2018	\$50,000	\$50,000		
		Discretionary	N	123703	Alliance to Save Energy	Electric Vehicles - Innovation	02/21/2018	\$10,000	\$10,000	\$10,000	\$10,000
	ENERGY ANALYSIS	Competitive	Y	96266	Energy & Resource Solutions, Inc.	Renewable Heating Cooling TA	04/19/2016	\$149,150	\$149,150	\$6,332	\$6,332
		Non-Competiti..	N	122567	Regional Greenhouse Gas Initiative, Inc.	2018 RGGI Funding Agreement	01/12/2018	\$930,605	\$930,605	\$875,015	\$875,015
	Environmental Research	Competitive	N	118972	BioDiversity Research Institute	BRI: TWO umbrella agreement	10/02/2017	\$157,159	\$186,989	\$35,812	\$61,387
		Discretionary	N	123696	Kearns & West, Inc.	ETWG meeting prep & support	02/21/2018	\$49,940	\$49,940		
	EVALUATION	Competitive	N	105173	Randstad North America, Inc.	Temp Services	10/19/2016	\$60,000	\$207,000	\$23,398	\$154,952
	EXISTING FACILITIES	Competitive	Y	37381	Vermont Energy Investment Corporation	Technical Review and Program S	11/15/2013	\$9,426	\$94,180	\$3,506	\$67,930
	FLEXIBLE TECHNICAL ASSISTANCE	Competitive	Y	37382	TRC Energy Services	Technical Review and Program S	11/15/2013	\$49,750	\$1,841,872	\$90,445	\$1,766,386
	Geothermal Incentive Program	Discretionary	N	117207	Theron Jay Egg, Jr.	GSHP Training Series 2017	08/16/2017	\$3,000	\$25,600	\$3,000	\$23,780
	GJGNY REVOLVING LOAN FUND	Competitive	Y	60713	Hawkins Delafield & Wood LLC	Bond Counsel Services	03/13/2015	\$60,000	\$60,000	\$57,301	\$57,301
		Non-Competiti..	Y	34250	First Associates Loan Servicing, LLC	GJGNY REVOLVING LOAN FUND	07/31/2013	\$398,200	\$564,700	\$10,313	\$165,957
	Home Perf w Energy Star	Competitive	Y	116844	CLEAResult Consulting, Inc.	Technical Support SFR	08/09/2017	\$5,060,612	\$5,060,612	\$783,053	\$783,053
	HOME PERFORMANCE WITH ENERGY STAR	Non-Competiti..	Y	53820	EnergySavvy Inc	HPWES Program Mgmt Portal	12/03/2014	\$294,320	\$2,695,824	\$193,326	\$2,531,566
	LARGE SCALE RENEWABLES	Competitive	Y	104262	Holland & Knight LLP	RFP 3300 Outside Counsel Servi	09/27/2016	\$50,000	\$391,125		\$269,083

NYSERDA PERIODIC CONTRACTS REPORT - 12/16/2017 to 3/15/2018

Category	Initiative	Type	Term > 1 Year	Contract ID	Contractor	Contract Description	Date	Committed this period	Committed to Date	Amt Paid this Period	Amt Paid to Date
PCMT	Low-Income Forum on Energy	Discretionary	N	123980	D C Hotels Two, LLC	2018 LIFE Hotel - Holiday Inn	02/28/2018	\$8,330	\$8,330		
	Mkt Char: Tech Assist	Competitive	Y	101127	Energy and Environmental Economics Inc.	Tech Assist, REV Pool.	07/15/2016	\$485,000	\$2,555,141	\$372,487	\$1,621,708
		Discretionary	N	122097	Van Nostrand Energy & Environmental	Policy Development Services	12/27/2017	\$200,000	\$200,000	\$22,896	\$22,896
	Multifam New Construction	Discretionary	N	121380	The American Institute of Architects	AIA Conference on Architecture	12/06/2017	\$8,300	\$8,300	\$8,300	\$8,300
	Multifam Performance Pgm	Competitive	N	123698	Randstad North America, Inc.	Multifam Performance Pgm	02/21/2018	\$100,000	\$100,000	\$2,139	\$2,139
		Discretionary	N	123506	Syracuse University	2018 Multifamily Summit	02/16/2018	\$50,000	\$50,000		
	New Construction-Commercial	Competitive	Y	117928	Allegis Group Holdings Inc	Staff Augmentation Services	09/06/2017	\$26,650	\$26,650		
	New Construction- Housing	Discretionary	Y	123125	Laurie D Kerr	New Construction- Housing	02/05/2018	\$200,000	\$200,000		
	NEW YORK GREEN BANK	Competitive	N	114694	Randstad North America, Inc.	Temporary Services	06/09/2017	\$73,500	\$147,000	\$50,084	\$120,157
		Competitive	N	114696	Randstad North America, Inc.	Temporary Services	06/09/2017	\$93,000	\$186,000	\$53,637	\$132,305
		Competitive	N	114697	Randstad North America, Inc.	Temporary Services	06/09/2017	\$47,500	\$95,000	\$27,385	\$69,376
		Competitive	N	116699	Randstad North America, Inc.	Temporary Services	08/04/2017	\$47,500	\$95,000	\$27,142	\$61,830
		Competitive	N	116700	Randstad North America, Inc.	Temporary Services	08/04/2017	\$63,725	\$127,450	\$36,760	\$80,872
		Competitive	N	121499	Randstad North America, Inc.	NEW YORK GREEN BANK	12/08/2017	\$50,000	\$50,000	\$23,369	\$23,369
		Competitive	Y	39067	Holland & Knight LLP	Green Bank Outside Legal Serv.	01/21/2014	\$21,642	\$528,264	\$183,576	\$493,035
		Discretionary	N	102573	Chadbourne & Parke LLP	Investec/Sunrun Legal Fees	08/17/2016	\$1,566	\$16,566	\$1,566	\$16,566
		Discretionary	N	122814	Caroprese & Company	Forecast Model Development	01/23/2018	\$50,000	\$50,000	\$13,500	\$13,500
	NY-SUN	Competitive	N	112887	Randstad North America, Inc.	temp services	04/18/2017	\$69,000	\$137,777	\$28,877	\$97,290
		Competitive	N	116701	Randstad North America, Inc.	Temporary Services	08/04/2017	\$57,250	\$114,500	\$22,006	\$70,521
		Competitive	Y	106225	Kelleher Samets Volk	Marketing Support for NYSERDA	11/03/2016	\$70,960	\$7,615,132	\$419,564	\$1,577,511
	NYSERDA ADMINISTRATION	Competitive	N	71187	GCOM Software LLC	Salesforce Implementation	08/13/2015	\$204,343	\$4,582,549	\$96,975	\$4,475,181
		Competitive	N	85027	Unique Comp Inc.	I.T. Staff Augmentation	12/18/2015	\$589,875	\$3,812,955	\$367,355	\$1,808,673
		Competitive	N	96887	Network Experts of New York, Inc.	Peoplesoft Development	04/22/2016	\$24,440	\$374,440	\$685	\$82,288

NYSERDA PERIODIC CONTRACTS REPORT - 12/16/2017 to 3/15/2018

Category	Initiative	Type	Term > 1 Year	Contract ID	Contractor	Contract Description	Date	Committed this period	Committed to Date	Amt Paid this Period	Amt Paid to Date
PCMT	NYSERDA ADMINISTRATION	Competitive	N	114690	Randstad North America, Inc.	Temporary Services	06/09/2017	\$45,500	\$91,000	\$17,291	\$62,258
		Competitive	N	114702	Randstad North America, Inc.	Temporary Services	06/09/2017	\$75,000	\$150,000	\$34,497	\$107,517
		Competitive	N	115880	Randstad North America, Inc.	Temporary Services	07/14/2017	\$12,496	\$93,746	\$23,749	\$93,746
		Competitive	N	117271	Randstad North America, Inc.	temporary services	08/17/2017	\$59,000	\$118,000	\$20,257	\$65,273
		Competitive	N	121855	Pitney Bowes, Inc.	NYSERDA ADMINISTRATION	12/19/2017	\$5,682	\$5,682		
		Competitive	N	122683	NYS Technology Enterprise Corporation	NYSERDA ADMINISTRATION	01/18/2018	\$55,044	\$55,044		
		Competitive	Y	62858	Marshall & Sterling, Inc.	Property Liability and Other	04/20/2015	\$264,000	\$1,055,038	\$69,528	\$648,180
		Competitive	Y	85025	Tech Valley Talent, LLC	Staff Augmentation	12/18/2015	\$196,875	\$5,001,740	\$734,059	\$2,967,643
		Competitive	Y	96514	Randstad North America, Inc.	Temp Services Contract.	04/21/2016	\$160,800	\$1,941,471	\$182,009	\$1,573,303
		Competitive	Y	117927	EME Consulting Engineering Group, LLC	Staff Augmentation Services	09/06/2017	\$1,483,350	\$1,483,350		
		Competitive	Y	120292	GCOM Software LLC	Salesforce	11/07/2017	\$1,411,135	\$1,411,135		
		Competitive	Y	121379	Carahsoft Technology Corporation	Renewal: Salesforce.com	12/06/2017	\$1,239,347	\$1,239,347	\$1,233,568	\$1,233,568
		Competitive	Y	121683	SHI, Inc.	Embarcadero Renewal 2018-2019	12/14/2017	\$13,971	\$13,971	\$13,971	\$13,971
		Competitive	Y	122320	Oracle America, Inc.	Peoplesoft - Oracle 2018/2019	01/04/2018	\$53,598	\$53,598	\$13,400	\$13,400
		Competitive	Y	122335	Tech Valley Talent, LLC	SecureAuth - 2018 Renewal	01/05/2018	\$14,754	\$14,754	\$14,754	\$14,754
		Competitive	Y	122565	Systems Management Planning, Inc.	VMWare AirWatch - 2018-2019	01/12/2018	\$6,315	\$6,315	\$6,315	\$6,315
		Competitive	Y	122662	SHI, Inc.	ADA-Compliance Subscription	01/17/2018	\$15,544	\$15,544	\$15,544	\$15,544
		Competitive	Y	124009	SHI, Inc.	Renewal - Adobe Creative Cloud	03/01/2018	\$9,848	\$9,848		
		Discretionary	N	104775	Employee Leasing of Greater NY	Temp Employee Services	10/11/2016	\$4,762	\$195,641	\$32,775	\$151,231
		Discretionary	N	121166	NGenius Solutions Inc.	SharePoint Online Consulting	11/30/2017	\$7,000	\$7,000	\$7,000	\$7,000
		Discretionary	N	122566	205 Wolf Holdings, LLC	2018 NYSERDA All Staff Meeting	01/12/2018	\$6,500	\$6,500		
		Discretionary	N	123459	Milliman, Inc.	Valuation GASB 74 OPEB Liabili	02/16/2018	\$11,500	\$11,500		
		Discretionary	N	123744	Stradley Ronon Stevens & Young LLP	Outside Counsel	02/22/2018	\$25,000	\$25,000		

NYSERDA PERIODIC CONTRACTS REPORT - 12/16/2017 to 3/15/2018

Category	Initiative	Type	Term > 1 Year	Contract ID	Contractor	Contract Description	Date	Committed this period	Committed to Date	Amt Paid this Period	Amt Paid to Date
PCMT	NYSERDA ADMINISTRATION	Discretionary	Y	68677	Commercial Investigations LLC	Background Checks	07/09/2015	\$10,000	\$30,000	\$1,179	\$18,015
		Discretionary	Y	109141	Tully Rinckey PLLC	outside counsel services	01/18/2017	\$5,000	\$10,000		
		Discretionary	Y	118940	EC Infosystems, Inc.	Electronic Data Interchange	09/29/2017	\$190,650	\$190,650	\$40,800	\$40,800
		Discretionary	Y	123746	Bizodo Inc	Seamless Docs Licensing 18-19	02/22/2018	\$27,450	\$27,450		
	NYSERDA Fixed Asset	Competitive	N	123751	Nye Automotive Group, Inc		02/26/2018	\$24,788	\$24,788		
	Off-Shore Wind Master Plan	Competitive	Y	104258	Sive Paget & Riesel PC	RFP 3300 Outside Counsel Servi	09/27/2016	\$100,000	\$338,719	\$149,743	\$290,287
	Off-Shore Wind Pre-Dev Act	Competitive	Y	111606	Ecology and Environment Engineering, PC	RFP 3462	03/16/2017	\$211,820	\$1,821,768	\$404,435	\$1,673,753
Discretionary		N	121682	American Wind Energy Association	2017 sponsorship	12/14/2017	\$15,000	\$15,000	\$15,000	\$15,000	
	OTHER PROGRAM AREA	Competitive	Y	70333	Cornell University	76West Building a Clean Energy	08/03/2015	\$26,373	\$3,252,720	\$301,899	\$2,115,120
Competitive		Y	106227	Essense Partners Inc.	Marketing Support for NYSERDA	11/03/2016	\$170,000	\$1,092,570	\$173,395	\$773,960	
Competitive		Y	106541	BW Research Partnership	New York Clean Energy Jobs Stu	11/09/2016	\$59,320	\$338,276		\$148,326	
Discretionary		N	121054	CTG:I LLC	CTG i3 subscription	11/28/2017	\$8,500	\$8,500	\$8,500	\$8,500	
Discretionary		N	122003	Direct Marketing Productions, Inc.	ARPA-E	12/21/2017	\$6,000	\$6,000	\$6,000	\$6,000	
Non-Competiti..			120914	NESCAUM	ZEV Marketing Campaign	11/21/2017	\$525,000	\$525,000	\$175,000	\$175,000	
	Prof & Expert Engagement	Discretionary	N	121943	Green Light New York, Inc.	2018 BEEEx Watt Membership	12/20/2017	\$50,000	\$50,000	\$50,000	\$50,000
Discretionary		N	123589	Alliance to Save Energy	2018 membership dues	02/20/2018	\$25,000	\$25,000	\$25,000	\$25,000	
Discretionary		N	123842	American Council for an Energy Efficient	2018 ACEEE Sponsorship	02/26/2018	\$10,000	\$10,000	\$10,000	\$10,000	
Discretionary		N	124014	Consortium for Energy Efficiency, Inc.	Industrial Process Efficiency	03/02/2018	\$48,000	\$48,000			
	Residential-Engaging New Mkts	Discretionary	Y	122871	Johnstone Group, LLC	Residential-Engaging New Mkts	01/25/2018	\$50,000	\$50,000	\$6,314	\$6,314
	REV Connect	Discretionary	N	117775	Crowne Plaza Times Square Manhattan	2017 REV Connect '17 Conferenc	08/31/2017	\$2,045	\$102,045	\$48,362	\$102,045
	Rmve Barriers Dist Enrgy Storg	Discretionary	N	123419	Climate Policy Initiative	Rmve Barriers Dist Enrgy Storg	02/14/2018	\$48,900	\$48,900		
Discretionary		N	123420	Center for Renewables Integration	Rmve Barriers Dist Enrgy Storg	02/14/2018	\$37,900	\$37,900			
	SARATOGA TECHNOLOGY & ENER..	Competitive	Y	107762	Rosenblum Property Services, LLC	STEP Property Mgmt Services	12/07/2016	\$161,850	\$470,522	\$60,281	\$153,148

NYSDA PERIODIC CONTRACTS REPORT - 12/16/2017 to 3/15/2018

Category	Initiative	Type	Term > 1 Year	Contract ID	Contractor	Contract Description	Date	Committed this period	Committed to Date	Amt Paid this Period	Amt Paid to Date
PCMT	Subscription/Data Access	Discretionary	N	121002	E Source Companies LLC	Subscription/Data Access	11/27/2017	\$15,000	\$15,000	\$15,000	\$15,000
		Discretionary	N	122877	ACEEE	Subscription/Data Access	01/25/2018	\$50,000	\$50,000		
	TBD	Discretionary	N	121306	Rocky Mountain Institute	Digital Solutions Research	12/05/2017	\$50,000	\$50,000	\$25,000	\$25,000
	WEST VALLEY DEVELOPMENT PROGRAM	Competitive	Y	113450	Chenango Contracting, Inc.	RFP 3456	05/04/2017	\$150,000	\$1,138,102	\$257,885	\$1,105,255
		Discretionary	Y	123699	Brenda Sayers	Janitorial contract	02/21/2018	\$48,720	\$48,720		
	Workforce Industry Partnership	Competitive	Y	104544	Research Into Action, Inc.	Research Into Action TWO	10/05/2016	\$7,000	\$507,212	\$82,187	\$213,230
		Discretionary	Y	121174	Steven Winter Associates, Inc.	NYC Retrofit Demo	11/30/2017	\$49,830	\$49,830		
PGRM	Cleantech Incubator	Non-Competiti..	Y	110470-1	The Research Foundation of SUNY at Bing	PON3413 Clean Energy Incubator	08/23/2017	\$200,000	\$1,700,000	\$178,470	\$178,470
	ENVIRONMENTAL RESEARCH	Non-Competiti..	Y	48971	The Research Foundation for the State	EMEP Air Quality Research	10/01/2014	\$2,488,125	\$3,954,526	\$138,874	\$1,248,921
	INDUSTRIAL PROCESS EFFICIENCY	Competitive	Y	37383	CHA Consulting Inc.	Technical Review and Program S	11/15/2013	\$695,000	\$3,857,667	\$250,676	\$2,359,206
	LARGE SCALE RENEWABLES	Competitive	Y	67783	APX Inc.	NYGATS	06/24/2015	\$300,000	\$3,306,730	\$151,859	\$1,256,745
	REC:CES REC Contracts	Competitive	Y	121288	Hecate Energy Columbia County 1 LLC	CESRFP1_Tier 1 RECS	12/05/2017	\$50,285,274	\$50,285,274		
		Competitive	Y	121294	High River Energy Center, LLC	CESRFP1_Tier 1 RECS	12/05/2017	\$74,651,782	\$74,651,782		
		Competitive	Y	121424	Greene County Energy Properties, LLC	CESRFP1_Tier 1 RECS	12/07/2017	\$13,272,894	\$13,272,894		
Competitive		Y	121946	Flint Mine Solar LLC	CESRFP1_Tier 1 RECS	12/21/2017	\$106,028,340	\$106,028,340			
Competitive	Y	122138	East Point Energy Center, LLC	CESRFP1_Tier 1 RECS	12/28/2017	\$78,671,086	\$78,671,086				
Grand Total								\$345,111,648	\$398,919,513	\$9,163,994	\$40,691,431

Periodic Contracts Report: Contractor Addresses - 12/16/2017 to 3/15/2018

205 Wolf Holdings, LLC	d/b/a Radisson Hotel Albany	ALBANY	NY	12205	NYSBE					
ACEEE	Attn: Moira Annelin	Washington	DC	20045	FSBE					
Allegis Group Holdings Inc	d/b/a EASI, LLC	Hanover	MD	21076	FSBE					
Alliance to Save Energy	3570 Guilderland Avenue	Rotterdam	NY	12306	NYSBE		X			
American Council for an Energy Efficient	529 14th Street, NW Suite 600	Washington	DC	20045	FSBE					
American Wind Energy Association	1501 M Street, NW Ste 900	Washington	DC	20005	FSBE					
APX Inc.	224 Airport Parkway #600	San Jose	CA	95110	FSBE					
BioDiversity Research Institute	276 Canco Rd Lowr	Portland	ME	04103-4347	FSBE					
Bizodo Inc	30 Vandam St. Fl2	New York	NY	10013	NYSBE					
Bond, Schoeneck & King, PLLC	22 Corporate Woods Blvd., Ste 501	Albany	NY	12211-2503	NYSBE					
Brenda Sayers	8870 Route 240	West Valley	NY	14171-0111	NYSBE					
BW Research Partnership	2725 Jefferson St., Ste13	Carlsbad	CA	92008	FSBE					
Carahsoft Technology Corporation	1860 Michael Faraday Drive	Reston	VA	20190	FSBE					
Caroprese & Company	261 Park Avenue	Rutherford	NJ	07070	FSBE					
Center for Renewables Integration	107 S. West Street	Alexandria	VA	22314	FSBE					
CHA Consulting Inc.	3 Winners Circle	Albany	NY	12205	NYSBE					
Chadbourne & Parke LLP	1300 Avenue of the Americas	New York	NY	10019	NYSBE					
Chenango Contracting, Inc.	29 Arbutus Road	Johnson City	NY	13790	NYSBE		X			
CLEAResult Consulting, Inc.	4301 Westbank Dr., A-150	Austin	TX	78746	FSBE					
Climate Policy Initiative	235 Montgomery Street #13	San Francisco	CA	94104	FSBE					
Commercial Investigations LLC	622 Loudon Rd., Ste 201	Latham	NY	12110	NYSBE	X				
Consortium for Energy Efficiency, Inc.	98 North Washington Street	Boston	MA	02114-1918	FSBE					
Cornell University	East Hill Plaza	Ithaca	NY	14850	NYSBE					
Crowne Plaza Times Square Manhattan	Manhattan Hotel	New York	NY	10019-7406	NYSBE					
CTG:1 LLC	1714 Franklin St. #100-286	Oakland	CA	94612	FSBE					
D C Hotels Two, LLC	300 Broadway	Albany	NY	12207	NYSBE					
Direct Marketing Productions, Inc.	d/b/a eventPower	Centreville	VA	20120	FSBE					
E Source Companies LLC	1745 38th Street	Boulder	CO	80301	FSBE					
East Point Energy Center, LLC	700 Universe Blvd.	Juno Beach	FL	33408	FSBE					
EC Infosystems, Inc.	333 Earle Ovington Boulevard	Uniondale	NY	11553	NYSBE		X			
Ecology and Environment Engineering, PC	368 Pleasant View Drive	Lancaster	NY	14086	NYSBE					
EME Consulting Engineering Group, LLC	129 West 27th Street	New York	NY	10001	NYSBE					
Employee Leasing of Greater NY	d/b/a Distinctive Personnell, LLC	Red Bank	NJ	07701	FSBE			X		
Energy & Resource Solutions, Inc.	120 Water Street, Suite 350	North Andover	MA	01845	FSBE					
Energy and Environmental Economics Inc.	PO Box 87	San Francisco	CA	94104	FSBE					
EnergySavvy Inc	159 S. Jackson St., Ste 420	Seattle	WA	98104	FSBE					
Ensave, Inc.	65 Millett Street, Suite #105	Richmond	VT	05477	FSBE					
Essense Partners Inc.	125 Park Ave., 25th Floor	New York	NY	10017	NYSBE	X	X			

Periodic Contracts Report: Contractor Addresses - 12/16/2017 to 3/15/2018

First Associates Loan Servicing, LLC	15373 Innovation Dr #300	San Diego	CA	92128	FSBE				
Flint Mine Solar LLC	Flint Mine Solar	Albany	NY	12203	NYSBE				
GCOM Software LLC	24 Madison Ave Ext	Albany	NY	12203	NYSBE				
Green Light New York, Inc.	31 Chambers St., Ste 609	New York	NY	10007	NYSBE				
Greene County Energy Properties, LLC	733 Yonkers Avenue, Suite 200	Yonkers	NY	10704	NYSBE				
Hawkins Delafield & Wood LLC	7 World Trade Center	New York	NY	10007	NYSBE				
Hecate Energy Columbia County 1 LLC	621 W Randolph Street	Chicago	IL	60661	FSBE				
High River Energy Center, LLC	700 Universe Blvd	Juno Beach	FL	33408	FSBE				
Holland & Knight LLP	31 W. 52nd Street	New York	NY	10019	NYSBE				
Johnstone Group, LLC	37 Bell Hill Road	Grand Isle	VT	05458	FSBE				
Kearns & West, Inc.	1110 Vermont Ave., NW STE 950	Washington	DC	20005-5331	FSBE				
Kelleher Samets Volk	212 Battery Street	Burlington	VT	05401	FSBE				
Laurie D Kerr	L.K. Policy Lab	New York	NY	10014	NYSBE	X			
Marshall & Sterling, Inc.	125 High Rock Ave., Ste 206	Saratoga Springs	NY	12866	NYSBE				
Milliman, Inc.	250 Washington Ave. Ext.	Albany	NY	12203-5401	NYSBE				
NESCAUM	89 South Street	Boston	MA	02111	FSBE				
Network Experts of New York, Inc.	407 Vesper Court	Slingerlands	NY	12159	NYSBE	X	X		
New Buildings Institute, Inc.	P.O. Box 2349	White Salmon	WA	98672	FSBE				
NGenius Solutions Inc.	30 Knightsbridge Road	Piscataway	NJ	08854	FSBE				
NYC Climate Action Alliance Inc.	560 Lexington Ave	New York	NY	10022	NYSBE				
Nye Automotive Group, Inc	1441 Genesee Street	Oneida	NY	13421	NYSBE				
NYS Technology Enterprise Corporation	500 Avery Ln., Ste A	Rome	NY	13441	NYSBE				
Oracle America, Inc.	PO Box 203448	Dallas	TX	75320-3448	FSBE				
Pitney Bowes, Inc.	PO Box 856390	Louisville	KY	40285-6390	FSBE				
Randstad North America, Inc.	d/b/a Accustaff	Carol Stream	IL	60132-2084	FSBE	X	X		
Regional Greenhouse Gas Initiative, Inc.	90 Church St	New York	NY	10007-2919	NYSBE				
Research Into Action, Inc.	3934 NE MLK Boulevard	Portland	OR	97212	FSBE	X			
Rocky Mountain Institute	1820 Folsom St.	Boulder	CO	80302	FSBE				
Rosenblum Property Services, LLC	PO Box 38070	Albany	NY	12203	NYSBE				
SHI, Inc.	P.O. Box 952121	Dallas	TX	75395	FSBE				
Sive Paget & Riesel PC	460 Park Avenue	New York	NY	10022	NYSBE				
Steven Winter Associates, Inc.	61 Washington St	Norwalk	CT	06854	FSBE				
Stradley Ronon Stevens & Young LLP	2005 Market Street	Philadelphia	PA	19103	FSBE				
Syracuse University	Bursar Operations	Syracuse	NY	13244-1140	NYSBE				
Systems Management Planning, Inc.	1020 John St	West Henrietta	NY	14586	NYSBE				
Tech Valley Talent, LLC	c/o Millennium Funding	Atlanta	GA	31193-5587	FSBE	X			
The American Institute of Architects	1735 New York Ave. NW	Washington	DC	20006	FSBE				
The Cadmus Group, Inc.	100 5th Ave., Ste 100	Waltham	MA	02451	FSBE				

Periodic Contracts Report: Contractor Addresses - 12/16/2017 to 3/15/2018

The Initiatives Group	83 Fieldstone Dr.	Gansevoort	NY	12831	NYSBE					
The Research Foundation for the State	SUNY-ESF, ESF Outreach	Syracuse	NY	13210	NYSBE					
The Research Foundation of SUNY at Bing	Po Box 6000	Binghamton	NY	13902-6000	NYSBE					
Theron Jay Egg, Jr.	d/b/a EggGeothermal Consulting	Kissimmee	FL	34746	FSBE					
TRC Energy Services	21 Griffin Rd North	Windsor	CT	06095	FSBE					
Tully Rinckey PLLC	441 New Karner Road	Albany	NY	12205	NYSBE			X		
Unique Comp Inc.	2708 42nd Road	Long Island City	NY	11101	NYSBE	X	X			
Van Nostrand Energy & Environmental	Consulting LLC	Pittsburgh	PA	15228	FSBE					
Vermont Energy Investment Corporation	128 Lakeside Ave., Ste 401	Burlington	VT	05401	FSBE					
Yale Robbins Publications, LLC	d/b/a The Cooperator	New York	NY	10016	NYSBE					

Periodic Contracts Report - Section 2 - Part 1: Anticipated Contracts in excess of \$1M - 12/16/2017 to 3/15/2018

Category	Type	Term > 1 Year	Contract ID	Contractor	Contract Description	NEIS Reason Long Name	Date	Anticipated Amount	Total Contract Amount
PCMT	Competitive	Y	28876A	CLEAResult Consulting, Inc.	Implementation and Support con	Extend Contract Term	08/04/2015	\$50,000	\$2,376,782
	Competitive	Y	29226	Taitem Engineering, P.C.	MEPP Quality Assurance Contrac	Exercising Option to Renew	09/17/2012	\$219,336	\$2,758,875
	Competitive	Y	37366	Arcadis U.S., Inc.	Tech Review & Program Staff	Added New Tasks	11/15/2013	\$503,735	\$12,851,046
	Competitive	Y	62858	Marshall & Sterling, Inc.	Property Liability and Other	Extend Contract Term	04/20/2015	\$71,844	\$1,126,882
	Competitive	Y	106225	Kelleher Samets Volk	Marketing Support for NYSERDA	Added New Tasks	11/03/2016	\$326,500	\$7,941,632
	Competitive	Y	111606	Ecology and Environment Engineering, PC	RFP 3462	Added New Tasks	03/16/2017	\$85,000	\$1,906,768
	Competitive	Y	121379	Carahsoft Technology Corporation	Renewal: Salesforce.com	New Agreement	12/06/2017	\$11,585	\$1,250,932
	Competitive	Y	121807	EnergySavvy Inc	Residential Program MgtRFP3545	New Agreement	12/18/2017	\$1,077,432	\$1,077,432
	Discretionary	Y	121379	Carahsoft Technology Corporation	Renewal: Salesforce.com	New Agreement	12/06/2017	\$11,585	\$1,250,932
	Non-Competitive	Y	28876A	CLEAResult Consulting, Inc.	Implementation and Support con	Extend Contract Term	08/04/2015	\$50,000	\$2,376,782
	Non-Competitive	Y	29226	Taitem Engineering, P.C.	MEPP Quality Assurance Contrac	Exercising Option to Renew	09/17/2012	\$219,336	\$2,758,875
PGRM	Competitive	Y	20134A	Vidaris, Inc.	Technical Assistant Services..	Added New Tasks	06/20/2012	\$274,150	\$6,454,718
	Competitive	Y	37383	CHA Consulting Inc.	Technical Review and Program S	Added New Tasks	11/15/2013	\$27,150	\$3,884,817
	Competitive	Y	57271	Energy Improvement Corporation	CGC39896 - EIC	Exercising Option to Renew	01/21/2015	\$1,542,240	\$4,542,240
	Competitive	Y	57494	Albanese Organization, Inc.	CGC40329 - Albanese Dev. Corp.	New Agreement	01/22/2015	\$3,229,752	\$3,229,752
	Competitive	Y	98177	EES Pipeline Projects	EFP - EEPS2 Electric	New Agreement	05/10/2016	\$6,025,463	\$6,025,463
	Competitive	Y	100030	50 HYMC Owner LLC	NCP15018-50 HudsonYards-OFLT	New Agreement	06/22/2016	\$3,250,000	\$3,250,000
	Competitive	Y	121175	Northbrook Lyons Falls, LLC	CESRFP1_Tier 1 RECS	New Agreement	11/30/2017	\$8,618,492	\$8,618,492
	Competitive	Y	121289	Calpine Corporation	CESRFP1_Tier 1 RECS	New Agreement	12/05/2017	\$174,333,640	\$174,333,640
	Competitive	Y	121290	Daybreak Solar, LLC	CESRFP1_Tier 1 RECS	New Agreement	12/05/2017	\$22,824,000	\$22,824,000
	Competitive	Y	121293	Blue Stone Solar, LLC	CESRFP1_Tier 1 RECS	New Agreement	12/05/2017	\$16,495,500	\$16,495,500
	Competitive	Y	121295	Conti Solar Development, Inc	CESRFP1_Tier 1 RECS	New Agreement	12/05/2017	\$19,331,960	\$19,331,960
	Competitive	Y	121296	Conti Solar Development, Inc	CESRFP1_Tier 1 RECS	New Agreement	12/05/2017	\$19,164,000	\$19,164,000
	Competitive	Y	121428	Tayandenega Solar, LLC	CESRFP1_Tier 1 RECS	New Agreement	12/07/2017	\$19,867,860	\$19,867,860
	Competitive	Y	121429	Little Pond Solar, LLC	CESRFP1_Tier 1 RECS	New Agreement	12/07/2017	\$18,026,022	\$18,026,022

Periodic Contracts Report - Section 2 - Part 1: Anticipated Contracts in excess of \$1M - 12/16/2017 to 3/15/2018

Category	Type	Term > 1 Year	Contract ID	Contractor	Contract Description	NEIS Reason Long Name	Date	Anticipated Amount	Total Contract Amount
PGRM	Competitive	Y	121434	Teichos Energy LLC	CESRFP1_Tier 1 RECS	New Agreement	12/07/2017	\$20,899,290	\$20,899,290
	Competitive	Y	121500	Invenergy Wind, LLC	CESRFP1_Tier 1 RECS	New Agreement	12/08/2017	\$466,841,264	\$466,841,264
	Competitive	Y	122004	Conti Solar Development, Inc	CESRFP1_Tier 1 RECS	New Agreement	12/21/2017	\$21,160,250	\$21,160,250
	Competitive	Y	122005	Conti Solar Development, Inc	CESRFP1_Tier 1 RECS	New Agreement	12/21/2017	\$21,538,500	\$21,538,500
	Competitive	Y	122006	Conti Solar Development, Inc	CESRFP1_Tier 1 RECS	New Agreement	12/21/2017	\$22,013,640	\$22,013,640
	Competitive	Y	122007	Conti Solar Development, Inc	CESRFP1_Tier 1 RECS	New Agreement	12/21/2017	\$22,064,000	\$22,064,000
	Competitive	Y	122008	Conti Solar Development, Inc	CESRFP1_Tier 1 RECS	New Agreement	12/21/2017	\$21,755,070	\$21,755,070
	Competitive	Y	122283	Sunny Knoll Solar, LLC	CESRFP1_Tier 1 RECS	New Agreement	01/03/2018	\$21,132,900	\$21,132,900
	Competitive	Y	122284	Double Lock Solar, LLC	CESRFP1_Tier 1 RECS	New Agreement	01/03/2018	\$19,646,730	\$19,646,730
	Competitive	Y	122285	Sky High Solar, LLC	CESRFP1_Tier 1 RECS	New Agreement	01/03/2018	\$22,362,290	\$22,362,290
	Competitive	Y	122286	Rock District Solar, LLC	CESRFP1_Tier 1 RECS	New Agreement	01/03/2018	\$20,508,800	\$20,508,800
	Competitive	Y	122334	Trireme Energy Development II, LLC	CESRFP1_Tier 1 RECS	New Agreement	01/05/2018	\$408,502,640	\$408,502,640
Grand Total								\$1,403,781,034	\$1,445,764,187

Periodic Contracts Report - Section 2 - Part 1: Anticipated Contracts - 12/16/2017 to 3/15/2018

Category	Type	Term > 1 Year	Contract ID	Contractor	Contract Description	Date	Anticipated Amount	Total Contract Amount
PCMT	Competitive	Y	20896	Bergmann Associates	STEP Engineering, Design and C	10/19/2010	\$31,000	\$204,350
	Competitive	Y	28876A	CLEAResult Consulting, Inc.	Implementation and Support con	08/04/2015	\$50,000	\$2,376,782
	Competitive	Y	29226	Taitem Engineering, P.C.	MEPP Quality Assurance Contrac	09/17/2012	\$219,336	\$2,758,875
	Competitive	Y	34356	U.S. Geological Survey (Troy).	ALTM Stream Monitoring	08/07/2013	\$44,600	\$644,815
	Competitive	Y	37366	Arcadis U.S., Inc.	Tech Review & Program Staff	11/15/2013	\$503,735	\$12,851,046
	Competitive	Y	37393	ICF Resources, LLC	Technical Review and Program S	11/15/2013	\$3,366	\$149,072
	Competitive	Y	37403	C.T. Male Associates Engineering,	Technical Review and Program S	11/15/2013	\$2,225	\$64,335
	Competitive	Y	39069	Loeb & Loeb LLP	Green Bank Outside Legal Couns	01/21/2014	\$85,790	\$430,184
	Competitive	Y	46963	Navigant Consulting Inc.	Outside Technical and Eng. Srv	09/05/2014	\$91,258	\$292,071
	Competitive	Y	46973A	DNV GL Energy Services USA Inc.	Outside Technical Eng. Srv.	05/06/2015	\$43,010	\$81,730
	Competitive	Y	62858	Marshall & Sterling, Inc.	Property Liability and Other	04/20/2015	\$71,844	\$1,126,882
	Competitive	Y	96268	Meister Consultants Group, Inc.	Renewable Heating Cooling TA	04/19/2016	\$50,000	\$50,000
	Competitive	Y	99297	Center for Sustainable Energy	ChargeNY ZEV Rebate Imp Contra	06/02/2016	\$402,007	\$956,971
	Competitive	Y	102994	Terremark Federal Group, LLC	Enterprise ECloud - Renewal	08/31/2016	\$13,914	\$79,842
	Competitive	Y	105183	McMahon and Mann Consulting Engineers	Engineering Services WV	10/20/2016	\$550,000	\$750,000
	Competitive	Y	106224	Darling Advertising Agency Inc.	Marketing Support for NYSERDA	11/03/2016	\$83,100	\$489,300
	Competitive	Y	106225	Kelleher Samets Volk	Marketing Support for NYSERDA	11/03/2016	\$326,500	\$7,941,632
	Competitive	Y	107036	SHI, Inc.	Adobe Lifecycle 2016-2017	11/18/2016	\$5,521	\$5,521
	Competitive	Y	107762	Rosenblum Property Services, LLC	STEP Property Mgmt Services	12/07/2016	\$12,163	\$482,685
	Competitive	Y	111606	Ecology and Environment Engineering, PC	RFP 3462	03/16/2017	\$85,000	\$1,906,768
	Competitive	Y	121104	CHA Consulting Inc.	Strategic Energy Manager	11/29/2017	\$50,000	\$50,000
	Competitive	Y	121379	Carahsoft Technology Corporation	Renewal: Salesforce.com	12/06/2017	\$11,585	\$1,250,932
	Competitive	Y	121807	EnergySavvy Inc	Residential Program MgtRFP3545	12/18/2017	\$1,077,432	\$1,077,432
	Competitive	Y	122632	Energy & Resource Solutions, Inc.	RFP 3643 Tech To Market	01/16/2018	\$500,000	\$500,000
	Competitive	Y	123054	Gartner Inc.	Gartner Services 2018 - 2019	02/01/2018	\$55,334	\$55,334
Discretionary	Y	34356	U.S. Geological Survey (Troy).	ALTM Stream Monitoring	08/07/2013	\$44,600	\$644,815	

Periodic Contracts Report - Section 2 - Part 1: Anticipated Contracts - 12/16/2017 to 3/15/2018

Category	Type	Term > 1 Year	Contract ID	Contractor	Contract Description	Date	Anticipated Amount	Total Contract Amount
PCMT	Discretionary	Y	116434	Lawrence Berkeley National Laboratory	Industrial Process Efficiency	07/27/2017	\$30,000	\$30,000
	Discretionary	Y	119092	Analysis Group, Inc.	Market Functions of DSP	10/05/2017	\$10,000	\$50,000
	Discretionary	Y	121379	Carahsoft Technology Corporation	Renewal: Salesforce.com	12/06/2017	\$11,585	\$1,250,932
	Discretionary	Y	124415	Taitem Engineering, P.C.	NextGen HVAC	03/14/2018	\$50,000	\$50,000
	Non-Competitive	Y	28876A	CLEAResult Consulting, Inc.	Implementation and Support con	08/04/2015	\$50,000	\$2,376,782
	Non-Competitive	Y	29226	Taitem Engineering, P.C.	MEPP Quality Assurance Contrac	09/17/2012	\$219,336	\$2,758,875
	Non-Competitive	Y	41690A	Level 3 Communications, LLC	NYSERDA ADMINISTRATION	03/02/2016	\$49,999	\$329,734
	Non-Competitive	Y	53151	GZA GeoEnvironmental of New York	Trench 14 Investigation	11/24/2014	\$183,375	\$575,875
	Non-Competitive	Y	67434	Pratt Institute Center for Community & E	Pratt Standardized Retrofit	06/18/2015	\$997,932	\$997,932
	Non-Competitive	Y	96262	Energy and Environmental Economics Inc.	Renewable Heating Cooling TA	04/19/2016	\$100,000	\$100,000
PGRM	Competitive	Y	20134A	Vidaris, Inc.	Technical Assistant Services..	06/20/2012	\$274,150	\$6,454,718
	Competitive	Y	37383	CHA Consulting Inc.	Technical Review and Program S	11/15/2013	\$27,150	\$3,884,817
	Competitive	Y	57271	Energy Improvement Corporation	CGC39896 - EIC	01/21/2015	\$1,542,240	\$4,542,240
	Competitive	Y	57494	Albanese Organization, Inc.	CGC40329 - Albanese Dev. Corp.	01/22/2015	\$3,229,752	\$3,229,752
	Competitive	Y	98177	EES Pipeline Projects	EFPP - EEPS2 Electric	05/10/2016	\$6,025,463	\$6,025,463
	Competitive	Y	100030	50 HYMC Owner LLC	NCP15018-50 HudsonYards-OFLT	06/22/2016	\$3,250,000	\$3,250,000
	Competitive	Y	121175	Northbrook Lyons Falls, LLC	CESRFP1_Tier 1 RECS	11/30/2017	\$8,618,492	\$8,618,492
	Competitive	Y	121289	Calpine Corporation	CESRFP1_Tier 1 RECS	12/05/2017	\$174,333,640	\$174,333,640
	Competitive	Y	121290	Daybreak Solar, LLC	CESRFP1_Tier 1 RECS	12/05/2017	\$22,824,000	\$22,824,000
	Competitive	Y	121293	Blue Stone Solar, LLC	CESRFP1_Tier 1 RECS	12/05/2017	\$16,495,500	\$16,495,500
	Competitive	Y	121295	Conti Solar Development, Inc	CESRFP1_Tier 1 RECS	12/05/2017	\$19,331,960	\$19,331,960
	Competitive	Y	121296	Conti Solar Development, Inc	CESRFP1_Tier 1 RECS	12/05/2017	\$19,164,000	\$19,164,000
	Competitive	Y	121428	Tayandenega Solar, LLC	CESRFP1_Tier 1 RECS	12/07/2017	\$19,867,860	\$19,867,860
	Competitive	Y	121429	Little Pond Solar, LLC	CESRFP1_Tier 1 RECS	12/07/2017	\$18,026,022	\$18,026,022
	Competitive	Y	121434	Teichos Energy LLC	CESRFP1_Tier 1 RECS	12/07/2017	\$20,899,290	\$20,899,290
Competitive	Y	121500	Invenergy Wind, LLC	CESRFP1_Tier 1 RECS	12/08/2017	\$466,841,264	\$466,841,264	

Periodic Contracts Report - Section 2 - Part 1: Anticipated Contracts - 12/16/2017 to 3/15/2018

Category	Type	Term > 1 Year	Contract ID	Contractor	Contract Description	Date	Anticipated Amount	Total Contract Amount
PGRM	Competitive	Y	122004	Conti Solar Development, Inc	CESRFP1_Tier 1 RECS	12/21/2017	\$21,160,250	\$21,160,250
	Competitive	Y	122005	Conti Solar Development, Inc	CESRFP1_Tier 1 RECS	12/21/2017	\$21,538,500	\$21,538,500
	Competitive	Y	122006	Conti Solar Development, Inc	CESRFP1_Tier 1 RECS	12/21/2017	\$22,013,640	\$22,013,640
	Competitive	Y	122007	Conti Solar Development, Inc	CESRFP1_Tier 1 RECS	12/21/2017	\$22,064,000	\$22,064,000
	Competitive	Y	122008	Conti Solar Development, Inc	CESRFP1_Tier 1 RECS	12/21/2017	\$21,755,070	\$21,755,070
	Competitive	Y	122283	Sunny Knoll Solar, LLC	CESRFP1_Tier 1 RECS	01/03/2018	\$21,132,900	\$21,132,900
	Competitive	Y	122284	Double Lock Solar, LLC	CESRFP1_Tier 1 RECS	01/03/2018	\$19,646,730	\$19,646,730
	Competitive	Y	122285	Sky High Solar, LLC	CESRFP1_Tier 1 RECS	01/03/2018	\$22,362,290	\$22,362,290
	Competitive	Y	122286	Rock District Solar, LLC	CESRFP1_Tier 1 RECS	01/03/2018	\$20,508,800	\$20,508,800
	Competitive	Y	122334	Trireme Energy Development II, LLC	CESRFP1_Tier 1 RECS	01/05/2018	\$408,502,640	\$408,502,640
Grand Total							\$1,407,225,628	\$1,453,183,937

MWBE Percentages

% Of Contracts Awarded to M/WBE

% Of Funds Awarded to M/WBE

50.00%	30.20%
--------	--------

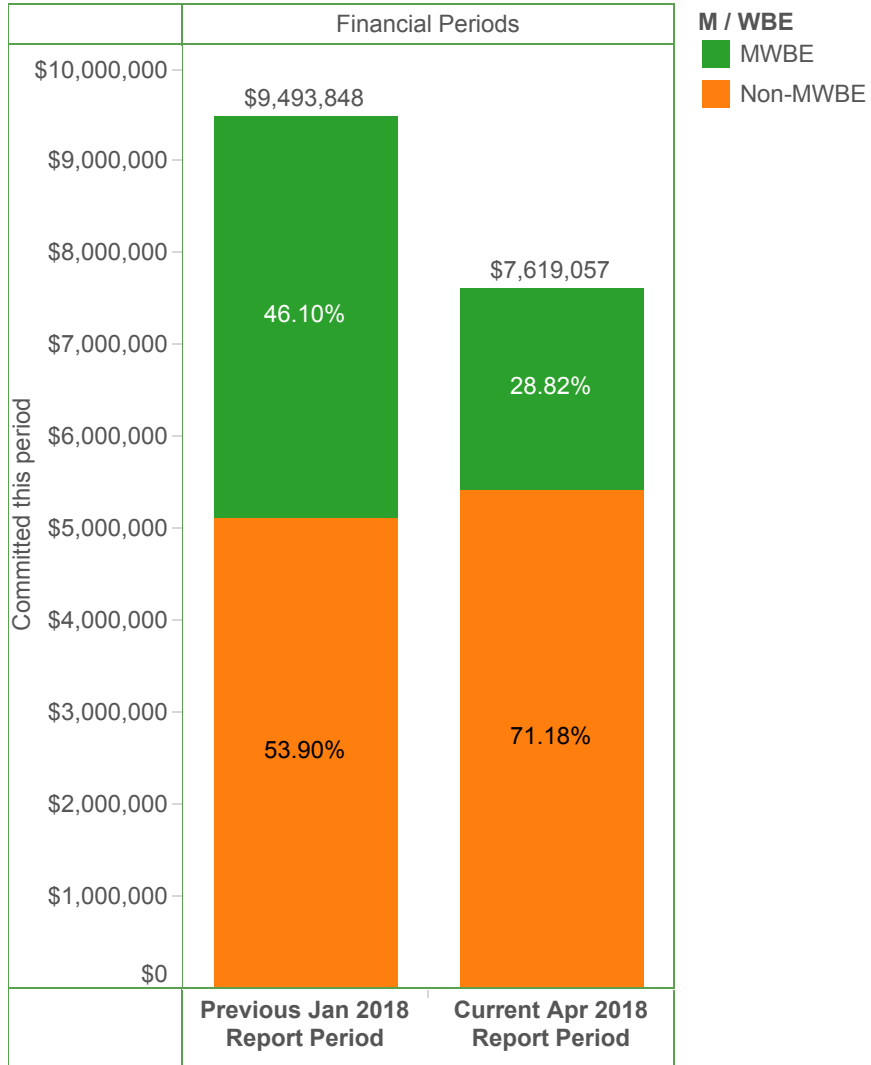
QUALIFIED CONTRACTS PURSUANT TO EXECUTIVE LAW ARTICLE 15-A : 12/16/2017 to 3/15/2018

INDEX()	Contract ID	Contractor	Contract Description	Date	M / WBE	Committed this period	Committed to Date
1	37368	Energy & Resource Solutions, Inc.	Technical Review and Program S	11/15/2013		\$56,525	\$4,214,939
2	39067	Holland & Knight LLP	Green Bank Outside Legal Serv.	01/21/2014		\$21,642	\$528,264
3	60713	Hawkins Delafield & Wood LLC	Bond Counsel Services	03/13/2015		\$60,000	\$60,000
4	62858	Marshall & Sterling, Inc.	Property Liability and Other	04/20/2015		\$264,000	\$1,055,038
5	68677	Commercial Investigations LLC	Background Checks	07/09/2015	X	\$10,000	\$30,000
6	71187	GCOM Software LLC	Salesforce Implementation	08/13/2015		\$204,343	\$4,582,549
7	85025	Tech Valley Talent, LLC	Staff Augmentation	12/18/2015	X	\$196,875	\$5,001,740
8	85027	Unique Comp Inc.	I.T. Staff Augmentation	12/18/2015	X	\$589,875	\$3,812,955
9	96514	Randstad North America, Inc.	Temp Services Contract.	04/21/2016	X	\$160,800	\$1,941,471
10	96887	Network Experts of New York, Inc.	Peoplesoft Development	04/22/2016	X	\$24,440	\$374,440
11	101124	Sustainable Energy Advantage, LLC	Large Scales Renewables Techni	07/15/2016		\$17,366	\$1,542,154
12	104258	Sive Paget & Riesel PC	RFP 3300 Outside Counsel Servi	09/27/2016		\$100,000	\$338,719
13	104260	Bond, Schoeneck & King, PLLC	RFP 3300 Outside Counsel Servi	09/27/2016		\$17,853	\$55,353
14	104262	Holland & Knight LLP	RFP 3300 Outside Counsel Servi	09/27/2016		\$50,000	\$391,125
15	104775	Employee Leasing of Greater NY	Temp Employee Services	10/11/2016		\$4,762	\$195,641
16	105173	Randstad North America, Inc.	Temp Services	10/19/2016	X	\$60,000	\$207,000
17	106225	Kelleher Samets Volk	Marketing Support for NYSERDA	11/03/2016		\$70,960	\$7,615,132
18	106227	Essense Partners Inc.	Marketing Support for NYSERDA	11/03/2016	X	\$170,000	\$1,092,570
19	107762	Rosenblum Property Services, LLC	STEP Property Mgmt Services	12/07/2016		\$161,850	\$470,522
20	112887	Randstad North America, Inc.	temp services	04/18/2017	X	\$69,000	\$137,777
21	113450	Chenango Contracting, Inc.	RFP 3456	05/04/2017	X	\$150,000	\$1,138,102
22	114690	Randstad North America, Inc.	Temporary Services	06/09/2017	X	\$45,500	\$91,000
23	114694	Randstad North America, Inc.	Temporary Services	06/09/2017	X	\$73,500	\$147,000
24	114696	Randstad North America, Inc.	Temporary Services	06/09/2017	X	\$93,000	\$186,000
25	114697	Randstad North America, Inc.	Temporary Services	06/09/2017	X	\$47,500	\$95,000
26	114702	Randstad North America, Inc.	Temporary Services	06/09/2017	X	\$75,000	\$150,000

QUALIFIED CONTRACTS PURSUANT TO EXECUTIVE LAW ARTICLE 15-A : 12/16/2017 to 3/15/2018

INDEX()	Contract ID	Contractor	Contract Description	Date	M / WBE	Committed this period	Committed to Date
27	115880	Randstad North America, Inc.	Temporary Services	07/14/2017	X	\$12,496	\$93,746
28	116699	Randstad North America, Inc.	Temporary Services	08/04/2017	X	\$47,500	\$95,000
29	116700	Randstad North America, Inc.	Temporary Services	08/04/2017	X	\$63,725	\$127,450
30	116701	Randstad North America, Inc.	Temporary Services	08/04/2017	X	\$57,250	\$114,500
31	117271	Randstad North America, Inc.	temporary services	08/17/2017	X	\$59,000	\$118,000
32	117927	EME Consulting Engineering Group, LLC	Staff Augmentation Services	09/06/2017		\$1,483,350	\$1,483,350
33	118940	EC Infosystems, Inc.	Electronic Data Interchange	09/29/2017	X	\$190,650	\$190,650
34	120292	GCOM Software LLC	Salesforce	11/07/2017		\$1,411,135	\$1,411,135
35	121379	Carahsoft Technology Corporation	Renewal: Salesforce.com	12/06/2017		\$1,239,347	\$1,239,347
36	121499	Randstad North America, Inc.	NEW YORK GREEN BANK	12/08/2017	X	\$50,000	\$50,000
37	122320	Oracle America, Inc.	Peoplesoft - Oracle 2018/2019	01/04/2018		\$53,598	\$53,598
38	122683	NYS Technology Enterprise Corporation	NYSERDA ADMINISTRATION	01/18/2018		\$55,044	\$55,044
39	122814	Caroprese & Company	Forecast Model Development	01/23/2018		\$50,000	\$50,000
40	123698	Randstad North America, Inc.	Multifam Performance Pgm	02/21/2018	X	\$100,000	\$100,000
41	123699	Brenda Sayers	Janitorial contract	02/21/2018		\$48,720	\$48,720
42	123744	Stradley Ronon Stevens & Young LLP	Outside Counsel	02/22/2018		\$25,000	\$25,000
43	123746	Bizodo Inc	Seamless Docs Licensing 18-19	02/22/2018		\$27,450	\$27,450
Grand Total						\$7,769,057	\$40,737,482

**NYSERDA PERIODIC CONTRACTS REPORT -
Contracts Executed or Modified
For Report Periods: Jan 2018 Report Period
and Apr 2018 Report Period
Graph: MWBE Summary**



PERIODIC CONTRACTS REPORT : Section 1 Summary
12/16/2017 to 3/15/2018

Category	Report Type	Type	Count of Contracts	Committed this period
PGRM	Program	Competitive	528	\$375,707,155
		Discretionary	8	\$268,672
		Non-Competitive	9	\$3,424,955
Total			545	\$379,400,782
Grand Total			545	\$379,400,782

Section 1 Summary - Percentages

% Contract Counts Competitively

% of \$Committed this period Competitively

98.32%	99.10%
--------	--------

**NYSERDA PERIODIC CONTRACTS REPORT - Contracts Executed or
Modified
12/16/2017 to 3/15/2018**

Table: All Market Focus Committed this Period

MarketFocus	Count of Contracts	Committed this period
Administration	2	\$134,324
Agriculture	9	\$349,865
Building Innovation	2	\$22,475
Clean Trans (Innov & Research)	3	\$574,865
Codes	3	\$77,500
Combined Heat & Power	18	\$5,801,778
Commercial	58	\$2,767,503
Communities and Local Governme	15	\$3,487,897
Energy & EnvironmentalAnalysis	6	\$1,641,500
Energy-Rltd Environmental Res	4	\$2,677,625
Fuel NY	22	\$508,754
Grid Modernization	5	\$2,013,591
Industrial	33	\$2,197,487
Innovation	2	\$290,000
Large Scale Renewables	8	\$323,251,742
LMI	20	\$2,010,273
Low Income	2	\$382,757
Mkt Char & Design (Mkt Dev)	3	\$199,992
Multifamily (Mkt Rate Only)	20	\$1,094,223
New Construction	15	\$1,730,945
NY-Sun	295	\$25,164,927

**NYSERDA PERIODIC CONTRACTS REPORT - Contracts Executed or
Modified
12/16/2017 to 3/15/2018**

Table: All Market Focus Committed this Period

MarketFocus	Count of Contracts	Committed this period
On-Site Power	2	\$1,248,490
Products	2	\$165,000
Renewable Heating and Cooling	9	\$230,957
REV Technical Assistance	1	\$99,016
Saratoga Tech & Energy Park	1	\$26,964
Single Family Residential	4	\$375,184
Technology to Market	1	\$200,000
Workforce Development	4	\$675,149
Grand Total	569	\$379,400,782

NYSDA PERIODIC CONTRACTS REPORT - Contracts Executed or Modified
 12/16/2017 to 3/15/2018
 Graph: All Market Focus Committed this Period

MarketFocus	
Large Scale Renewables	\$323,251,742
NY-Sun	\$25,164,927
Combined Heat & Power	\$5,801,778
Communities and Local Governme	\$3,487,897
Commercial	\$2,767,503
Energy-Rltd Environmental Res	\$2,677,625
Industrial	\$2,197,487
Grid Modernization	\$2,013,591
LMI	\$2,010,273
New Construction	\$1,730,945
Energy & EnvironmentalAnalysis	\$1,641,500
On-Site Power	\$1,248,490
Multifamily (Mkt Rate Only)	\$1,094,223
Workforce Development	\$675,149
Clean Trans (Innov & Research)	\$574,865
Fuel NY	\$508,754
Low Income	\$382,757
Single Family Residential	\$375,184
Agriculture	\$349,865
Innovation	\$290,000
Renewable Heating and Cooling	\$230,957
Technology to Market	\$200,000
Mkt Char & Design (Mkt Dev)	\$199,992
Products	\$165,000
Administration	\$134,324
REV Technical Assistance	\$99,016
Codes	\$77,500
Saratoga Tech & Energy Park	\$26,964
Building Innovation	\$22,475
	\$0 \$50,000,000 \$100,000,000 \$150,000,000 \$200,000,000 \$250,000,000 \$300,000,000
	Committed this period

NYSERDA PERIODIC CONTRACTS REPORT - Contracts Executed or Modified
12/16/2017 to 3/15/2018
Table: By REDC Region and County

REDC Region	County	Count of Contracts	Committed this period
Capital Region	Albany	20	\$1,988,651
	Columbia	4	\$50,312,462
	Greene	6	\$119,386,403
	Rensselaer	12	\$438,808
	Saratoga	10	\$104,394
	Schenectady	26	\$76,162,989
	Warren	2	\$116,350
	Washington	5	\$73,646
	Total	85	\$248,583,704
Central New York	Cayuga	7	\$44,305
	Cortland	1	\$20,963
	Madison	7	\$50,898
	Onondaga	13	\$247,971
	Oswego	3	\$164,933
	Total	31	\$529,071
Finger Lakes	Genesee	5	\$59,910
	Livingston	3	\$13,335
	Monroe	14	\$2,886,110
	Ontario	10	\$606,838
	Orleans	4	\$310,451
	Seneca	6	\$183,144

NYSERDA PERIODIC CONTRACTS REPORT - Contracts Executed or Modified
12/16/2017 to 3/15/2018
Table: By REDC Region and County

REDC Region	County	Count of Contracts	Committed this period
Finger Lakes	Wayne	6	\$877,692
	Wyoming	2	\$13,380
	Yates	1	\$5,000
	Total	51	\$4,955,860
Long Island	Nassau	13	\$319,697
	Suffolk	50	\$2,452,685
	Total	63	\$2,772,382
Mid-Hudson	Dutchess	6	\$126,442
	Orange	13	\$2,102,007
	Putnam	2	\$9,842
	Rockland	10	\$320,603
	Sullivan	3	\$1,288,177
	Ulster	11	\$1,335,308
	Westchester	25	\$1,408,810
	Total	70	\$6,591,189
Mohawk Valley	Fulton	7	\$1,374,000
	Herkimer	3	\$92,165
	Montgomery	6	\$1,530,799
	Oneida	8	\$183,941
	Otsego	2	\$179,248
	Schoharie	3	\$78,673,758

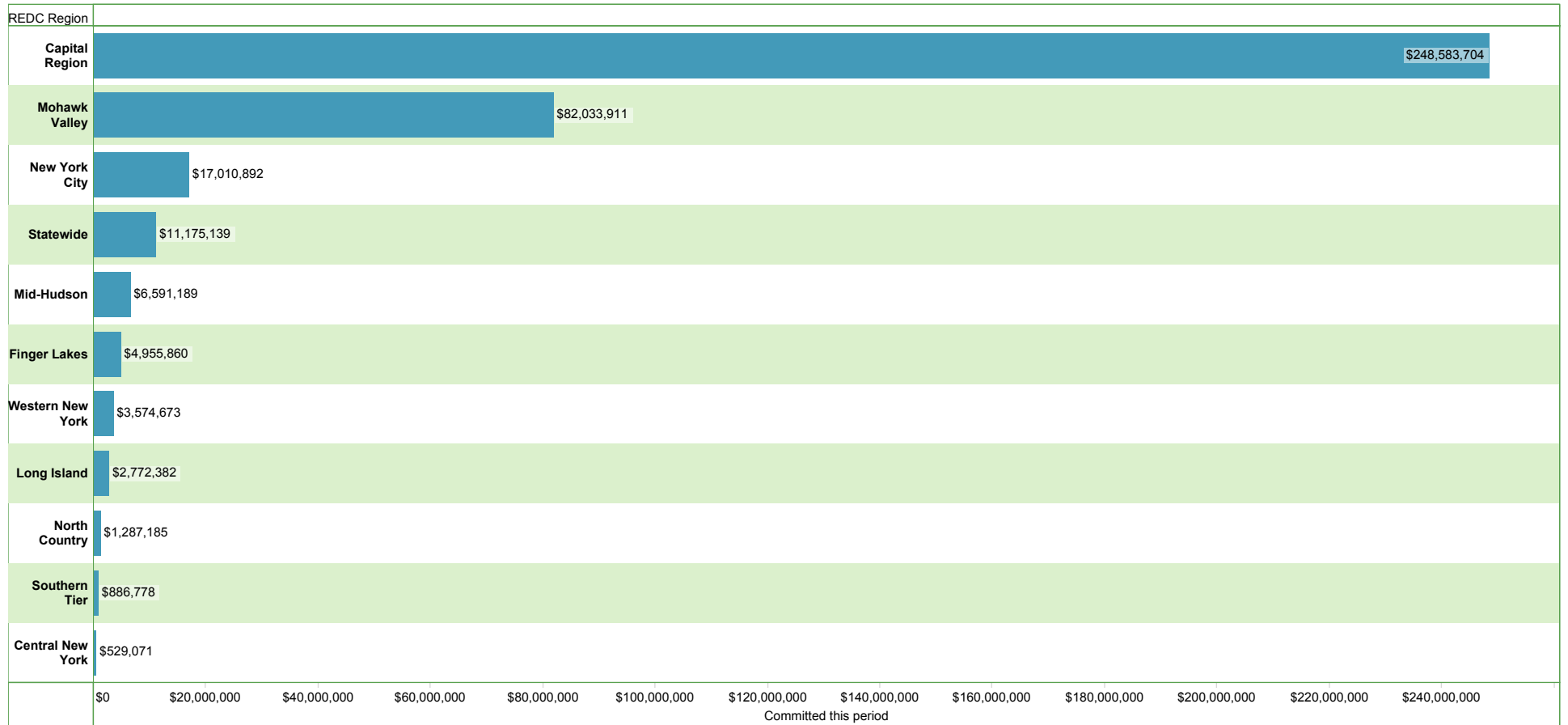
NYSERDA PERIODIC CONTRACTS REPORT - Contracts Executed or Modified
12/16/2017 to 3/15/2018
Table: By REDC Region and County

REDC Region	County	Count of Contracts	Committed this period
Mohawk Valley	Total	29	\$82,033,911
New York City	Bronx	16	\$1,502,620
	Kings	23	\$2,869,117
	New York	69	\$7,124,903
	Queens	24	\$2,417,761
	Richmond	18	\$3,096,491
	Total	150	\$17,010,892
North Country	Clinton	6	\$136,099
	Essex	4	\$22,527
	Franklin	4	\$150,816
	Jefferson	7	\$925,622
	Lewis	2	\$12,500
	St. Lawrence	6	\$39,621
	Total	29	\$1,287,185
Southern Tier	Broome	6	\$214,302
	Chemung	3	\$12,366
	Chenango	2	\$5,000
	Delaware	2	\$18,572
	Schuyler	2	\$12,056
	Steuben	1	\$12,500
	Tioga	1	\$10,770

NYSERDA PERIODIC CONTRACTS REPORT - Contracts Executed or Modified
12/16/2017 to 3/15/2018
Table: By REDC Region and County

REDC Region	County	Count of Contracts	Committed this period
Southern Tier	Tompkins	14	\$601,211
	Total	31	\$886,778
Statewide	STATEWIDE	51	\$11,175,139
	Total	51	\$11,175,139
Western New York	Allegany	2	\$8,590
	Cattaraugus	2	\$10,831
	Chautauqua	10	\$563,646
	Erie	31	\$2,851,628
	Niagara	5	\$139,978
	Total	50	\$3,574,673
Grand Total		640	\$379,400,782

NYSERDA PERIODIC CONTRACTS REPORT - Contracts Executed or Modified
12/16/2017 to 3/15/2018
Graph: By REDC Region



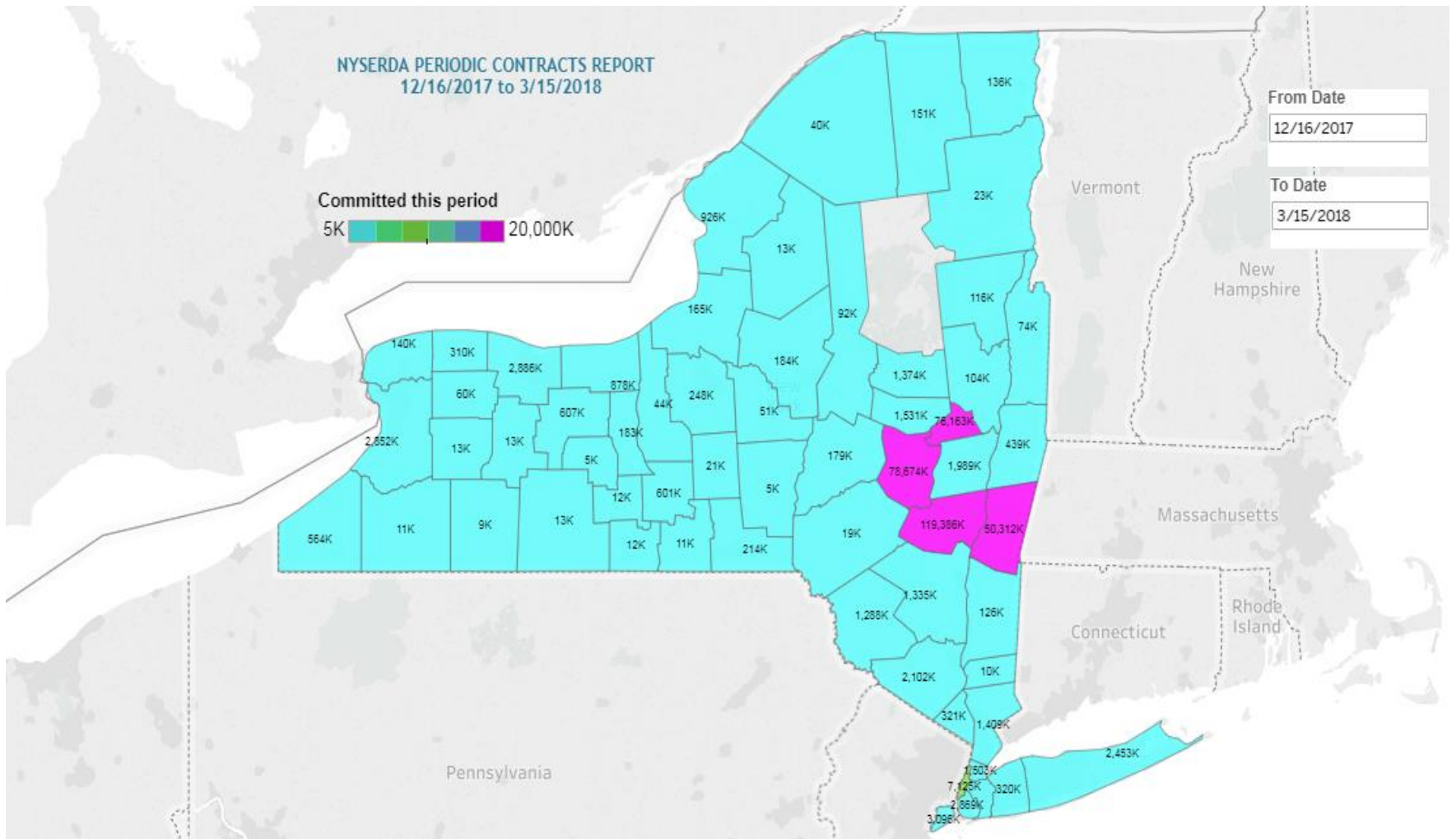
**NYSERDA PERIODIC CONTRACTS REPORT - Contracts Executed
 or Modified
 12/16/2017 to 3/15/2018
 Table: By Electric Utility**

Electric Utility	Count of Contracts	Committed this period
Central Hudson Gas and Electric	25	\$120,882,503
Consolidated Edison	167	\$18,401,071
Long Island Power Authority	63	\$2,772,382
Municipal Utilities	2	\$150,000
National Grid	157	\$165,873,414
NYS Electric and Gas	66	\$53,496,154
Orange and Rockland Utilities	18	\$2,387,149
Rochester Gas and Electric	22	\$4,262,971
Statewide	51	\$11,175,139
Grand Total	571	\$379,400,782

NYSERDA PERIODIC CONTRACTS REPORT
12/16/2017 to 3/15/2018

Committed this period
5K  20,000K

From Date
12/16/2017
To Date
3/15/2018



Resolution No. ____

RESOLVED, that the Periodic Contracts Report, covering the period December 16, 2017 through March 15, 2018, as presented at this meeting, including but not limited to the contracts identified therein which have been, or are expected to be, executed and which do have, or are expected to have, a period of performance in excess of one year, is hereby approved in accordance with Public Authorities Law Section 2879.