


# 2018 NEW YORK CLEAN ENERGY INDUSTRY REPORT



## New York's clean energy economy is continuing to expand and drive job growth

as the State takes an aggressive stance in fighting climate change. The momentum of New York's growing clean energy economy can be seen throughout different sectors. In fact, New York ranks 3rd nationally in energy efficiency and solar jobs.<sup>1</sup> Notably, New York has witnessed 6.1% job growth in 2017 in the energy efficiency sector versus 3% nationwide.<sup>2</sup> Central to this growth is Governor Andrew M. Cuomo's Reforming the Energy Vision (REV), which has spurred clean energy job creation and transformation of the State's energy economy.

## clean energy job growth

spans a diverse set of technologies and comes alongside ambitious policy standards that highlight the State's overarching vision to create a clean, resilient, and affordable energy system.

### Report analyzes:

- > clean energy jobs
- > geographic distribution
- > employer needs

over

**151k** clean energy jobs in 2017  
across New York State

**5.6k** new clean energy jobs in 2017  
employers expect to hire 8,000 more in 2018

**3.9%** growth of clean energy jobs in 2017  
double the statewide average

## CLEAN ENERGY EMPLOYMENT BY TECHNOLOGY (number of jobs, December 2017)



**117k**

### Energy Efficiency

Energy efficiency technologies are commercially available throughout the State. Includes lighting, ENERGY STAR® appliances (including HVAC), insulation, advanced building materials, renewable heating and cooling, and other efficient technologies.



**22k**

### Renewable Electric Power Generation

Includes solar, wind, geothermal, low-impact hydropower, and other renewable generation technologies.



**7.8k**

### Alternative Transportation

Includes electric, hybrid, plug-in hybrid, and fuel cell/hydrogen vehicles, natural gas and other alternative fuel buses, and transportation storage.



**2.6k**

### Renewable Fuels

Includes biofuels such as wood pellets and ethanol.



**1.6k**

### Grid Modernization and Storage

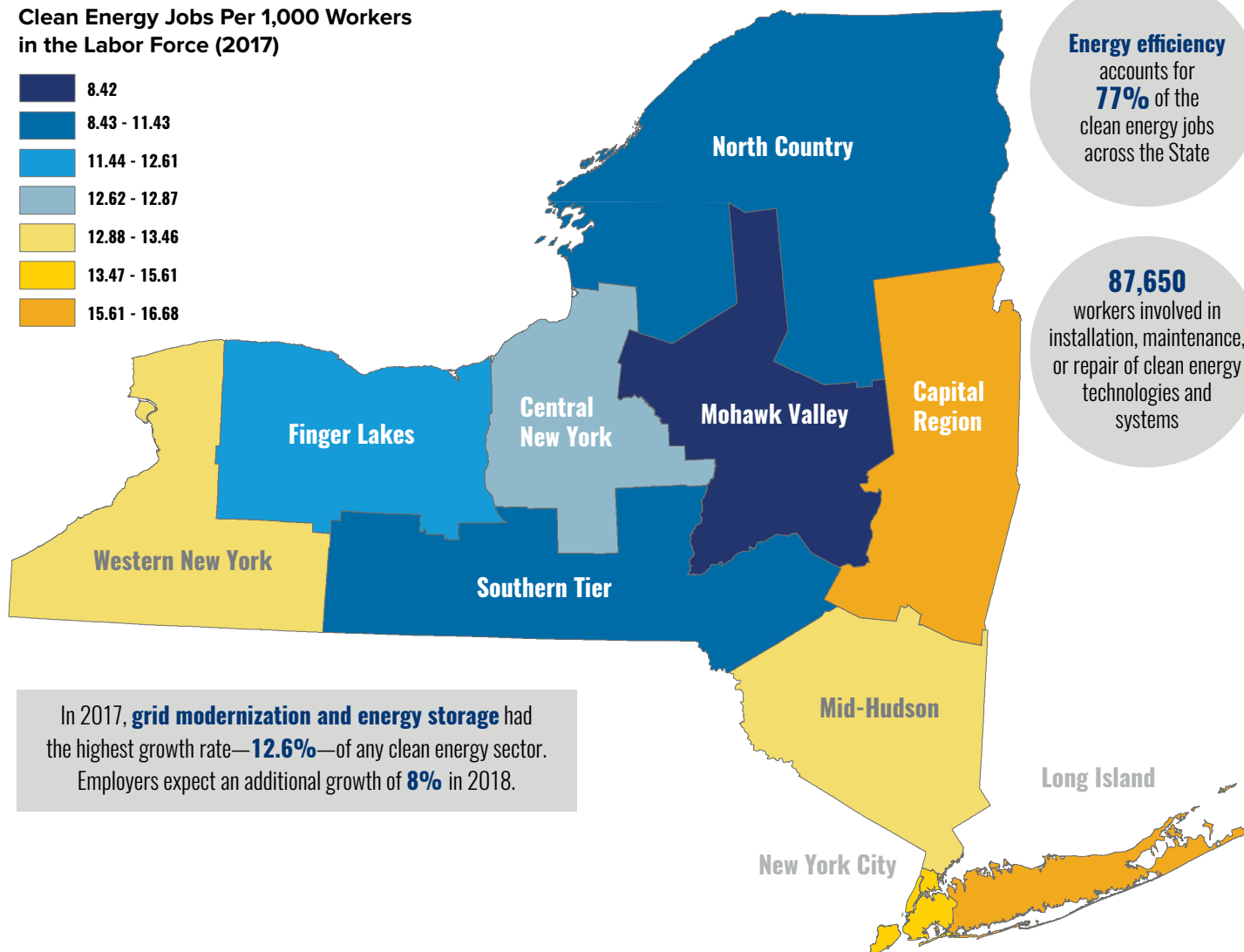
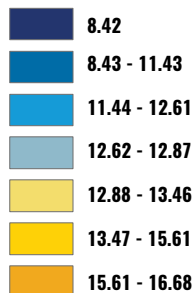
Includes smart grid, microgrid, demand response management, and grid storage.

## CLEAN ENERGY JOB GROWTH IS OCCURRING STATEWIDE

Clean Energy jobs exist in various types of companies, many of which are small businesses that serve local communities and pay competitive wages.

In general, Long Island and the Capital Region have the highest concentrations of clean energy workers overall. New York City also has a relatively high concentration of workers, followed by Mid-Hudson and Western New York.

### Clean Energy Jobs Per 1,000 Workers in the Labor Force (2017)



## INVESTMENT IN INNOVATION SIGNALS FUTURE GROWTH

The cleantech industry is playing an increasingly significant role in the New York economy. The State saw more than \$8.4 billion in clean energy funding between 2011 and 2017, with \$1.2 billion in 2017 alone. Fueling further growth in this sector will allow New York to meet its nation-leading clean energy goals even faster.

**Read the 2018 New York Clean Energy Industry Report** at [nyscrda.ny.gov/clean-energy-jobs](http://nyscrda.ny.gov/clean-energy-jobs)

The *New York Clean Energy Industry* report tracks and analyzes data on clean energy jobs, geographic distribution, and employer needs, to produce useful policy recommendations that meet New York State's climate goals and create jobs and economic opportunity across the State.

<sup>1</sup> E2, *Energy Efficiency Jobs in America* (Sept. 2018), <https://www.e2.org/wp-content/uploads/2018/09/2018-EE-Jobs-Report.pdf>; The Solar Foundation, *Solar Jobs Census 2017*, <https://www.solarstates.org/#states/solar-jobs/2017>.

<sup>2</sup> Energy Futures Initiative, *U.S. Energy and Employment Report* (May 2018).