

## Periodic Contracts Approvals

Contracts executed or modified during the period - 8/16/2019  
to 12/15/2019

	<b>Count of Contracts</b>	<b>Committed this Period</b>
<b>Procurement Contracts &gt; 1year</b>	64	\$19.4M
<b>Competitive Program Contracts &gt; \$3M</b>	19	\$6,044.6M
<b>Non-competitive Program Contracts &gt; \$1M</b>	1	\$0.5M
<b>Grand Total</b>	84	\$6,064.5M

Contracts anticipated to be executed or modified during the period - 8/16/2019 to 12/15/2019

	<b>Count of Contracts</b>	<b>Anticipated Amount</b>
<b>Procurement Contracts &gt; 1year</b>	26	\$9.8M
<b>Competitive Program Contracts &gt; \$3M</b>	7	\$125.9M
<b>Non-competitive Program Contracts &gt; \$1M</b>	1	\$2.9M
<b>Grand Total</b>	34	\$138.7M

**Section 1 Summary - Percentages**

**% Contract Counts Competitively**

**% of \$Committed this period Competitively**

99.43%	99.98%
--------	--------

NYSERDA PERIODIC CONTRACTS APPROVAL REPORT - 8/16/2019 to 12/15/2019

Category	Initiative	Type	Term > 1 Year	Contract ID	Contractor	Contract Description	Date	Committed this period	Committed to Date	Amt Paid this Period	Amt Paid to Date
PCMT		Competitive	Y	46964	Luminate, LLC	Outside Technical and Eng. Srv	09/05/2014	\$9,282	\$39,282	\$14,877	\$29,877
	Advancing Ag Enrgy Technologie	Competitive	Y	148164	C.J. Brown Energy, P.C.	AAET - Tech Review - CJ Brown	11/26/2019	\$9,320	\$9,320		
	Clean Energy Communities	Competitive	Y	146720	DNV GL Energy Insights USA Inc.	TWO 9 - CEC	10/28/2019	\$727,961	\$727,961		
	CLEAN TRANSPORTATION	Competitive	Y	114065	Center for Sustainable Energy	Centralized Services & Support	05/25/2017	\$149,219	\$850,184	\$61,089	\$99,037
	Commercial Real Estate Ten	Competitive	Y	144829	Energy & Resource Solutions, Inc.	TWO 5 CEF Comm Impact_ERS	09/12/2019	\$424,000	\$424,000		
	Consumer Awareness	Competitive	Y	145983	Kelliher Samets Volk	KSV TWO 30 Consumer Awareness	10/10/2019	\$5,276,900	\$5,276,900		
	Consumer Ed and Market Support	Competitive	Y	143834	Allegis Group Holdings Inc	SA.054_TWO #9 - SFR PM	08/16/2019	\$129,925	\$129,925	\$8,363	\$8,363
	ENERGY ANALYSIS	Competitive	Y	127158	The Cadmus Group, LLC	RFQL 3685 R2 Umbrella	05/22/2018	\$30,000	\$150,332	\$52,114	\$120,324
		Competitive	Y	135251	Industrial Economics, Incorporated	TWO 1 EE Supply Curve Analysis	12/17/2018	\$49,000	\$298,668	\$45,438	\$227,340
	Environmental Research	Competitive	Y	141319	Randstad North America, Inc.	Payroll Services	06/12/2019	\$89	\$8,536	\$5,515	\$8,536
	ESTOR:Consumer Education	Competitive	Y	147151	Kelliher Samets Volk	KSV TWO 31 Energy Storage	11/05/2019	\$31,940	\$31,940		
	Eval MCDC Cross Cutting	Competitive	Y	144304	D & R International Ltd	Heating & Cooling Reports	08/29/2019	\$138,600	\$138,600		
	EVALUATION	Competitive	Y	104535	NMR Group, Inc.	RFQ 3183 NMR Group, Inc.	10/05/2016	\$101,823	\$297,921	\$45,676	\$216,026
		Competitive	Y	104536A	DNV GL Energy Insights USA Inc.	RFQ 3183 KEMA, Inc	01/18/2019	\$24,342	\$2,661,553	\$175,895	\$649,294
		Competitive	Y	104544A	Opinion Dynamics Corporation	RFQ3183 Umbrella Agreement	04/03/2019	\$30,325	\$313,563	\$43,530	\$71,046
		Competitive	Y	143776	DNV GL Energy Insights USA Inc.	TWO 7 - T&MD 2014-18 Impact Ev	08/15/2019	\$185,000	\$185,000		
	Geothermal Incentive Program	Competitive	Y	148235	Energy & Resource Solutions, Inc.	TWO 6 - Performance Monitoring	11/27/2019	\$1,128,929	\$1,128,929		
	GJGNY REVOLVING LOAN FUND	Non-Competiti..	Y	34250A	Vervent Inc.	GJGNY REVOLVING LOAN FUND	11/04/2019	\$296,555	\$296,555	\$5,013	\$5,013
	Home Perf w Energy Star	Competitive	Y	107771	CLEARresult Consulting, Inc.	Centralized Services & Support	12/08/2016	\$46,012	\$6,376,427	\$886,127	\$5,067,779
		Competitive	Y	116844	CLEARresult Consulting, Inc.	Technical Support SFR	08/09/2017	\$3,215,930	\$9,170,102	\$948,084	\$5,277,202
		Competitive	Y	121807B	Uplight, Inc.	Residential Program MgtRFP3545	10/23/2019	\$187,572	\$187,572	\$20,725	\$20,725
	Industrial Process Effic	Competitive	Y	143461	Wendel Energy Services, LLC	SEM_WRRF_Wendel_TWO	08/07/2019	\$50,000	\$50,000		
		Competitive	Y	143462	O'Brien & Gere Engineers, Inc.	SEM_WRRF_O'Brien&Gere_TWO	08/07/2019	\$50,000	\$50,000		
	INDUSTRIAL PROCESS EFFICIENCY	Competitive	Y	117925	CHA Consulting Inc.	Staff Augmentation Services	09/06/2017	\$132,542	\$1,085,787	\$115,806	\$382,193
	Low-Income Forum on Energy	Competitive	Y	116343	TRC Energy Services	LIFE Implementation Services	07/26/2017	\$83,022	\$256,111	\$440	\$124,910
	Multifam Performance Pgm	Competitive	Y	117926	TRC Energy Services	Staff Augmentation Services	09/06/2017	\$447,837	\$6,003,651	\$652,205	\$2,844,423
	New Construction- Housing	Competitive	Y	143617	Kelliher Samets Volk	TWO 28 Carbon Neutral Bldgs	08/12/2019	\$600,000	\$600,000	\$26,239	\$26,239
		Competitive	Y	145723	VHB Engineering, Surveying and	New Construction- Housing	10/04/2019	\$50,000	\$50,000		
	NEW YORK GREEN BANK	Competitive	Y	39066	Nixon Peabody LLP	Green Bank Outside Legal Serv.	01/21/2014	\$23,608	\$863,766	\$23,608	\$582,489

NYSERDA PERIODIC CONTRACTS APPROVAL REPORT - 8/16/2019 to 12/15/2019

Category	Initiative	Type	Term > 1 Year	Contract ID	Contractor	Contract Description	Date	Committed this period	Committed to Date	Amt Paid this Period	Amt Paid to Date
PCMT	NEW YORK GREEN BANK	Competitive	Y	39067	Holland & Knight LLP	Green Bank Outside Legal Serv.	01/21/2014	\$175,011	\$1,278,829		\$1,068,589
		Competitive	Y	39073	Davis Polk & Wardwell LLP	Green Bank Outside Legal Couns	01/21/2014	\$2,700	\$292,192	\$2,700	\$292,192
		Competitive	Y	98838	DealCloud Inc.	DealCloud Licensing	05/24/2016	\$11,250	\$256,750	\$8,750	\$254,155
		Competitive	Y	109917	BDO USA LLP	Background Investigation Servi	02/07/2017	\$18,700	\$30,550	\$18,700	\$30,550
		Discretionary	Y	138377	Proenergy Consulting LLC	NEW YORK GREEN BANK	03/27/2019	\$50,000	\$100,000	\$18,191	\$57,308
NYSERDA ADMINISTRATION		Competitive	Y	85025	Tech Valley Talent, LLC	RFP3143 Umbrella Agreement	12/18/2015	\$300,375	\$7,042,633	\$357,233	\$5,370,763
		Competitive	Y	98840	KPMG LLP	Audit Services	05/24/2016	\$14,960	\$547,960		\$312,750
		Competitive	Y	106224	Darling Advertising Agency Inc.	Marketing Support for NYSERDA	11/03/2016	\$269,129	\$958,501	\$124,859	\$752,348
		Competitive	Y	110542A	Raj Technologies Inc.	Modification - Name Change	09/13/2019	\$553,195	\$553,195		
		Competitive	Y	140705	Randstad North America, Inc.	Payroll Services	05/24/2019	\$8,450	\$20,037	\$15,559	\$19,494
		Competitive	Y	145315	Bond, Schoeneck & King, PLLC	HR Outside Counsel Assistance	09/25/2019	\$25,000	\$25,000	\$5,906	\$5,906
		Competitive	Y	147145	NYS Office of Information Technology Ser	Office 365: 4/2019 - 3/2020	11/05/2019	\$140,112	\$140,112	\$66,531	\$66,531
		Competitive	Y	147286	Randstad North America, Inc.	Temporary Services	11/07/2019	\$106,880	\$106,880	\$2,268	\$2,268
		Discretionary	Y	124007	Concur Technologies, Inc.	2018-2020 Concur annual cost	03/01/2018	\$6,700	\$39,700	\$4,888	\$29,383
		Discretionary	Y	144303	New York State Forum for IRM	NYS Forum Agency Membership	08/29/2019	\$5,500	\$5,500	\$5,500	\$5,500
		Discretionary	Y	144754	ThunderCat Technology LLC	Atlassian Licenses - Jira	09/11/2019	\$77,142	\$77,142	\$77,142	\$77,142
		Discretionary	Y	145820	Network Experts of New York, Inc.	Helpdesk Tech. - John Campagna	10/07/2019	\$150,000	\$150,000	\$7,050	\$7,050
		Discretionary	Y	146144	Troy Web Consulting, LLC	Troy Web Hosting - 1yr Cloud	10/15/2019	\$7,380	\$7,380		
		Discretionary	Y	147284	Netsparker Limited	NetSparker Software - 1 year	11/07/2019	\$6,000	\$6,000		
Off-Shore Wind Master Plan	Competitive	Y	104258	Sive Paget & Riesel PC	RFP 3300 & RFP 3776 Outside Co	09/27/2016	\$97,771	\$1,111,990	\$28,322	\$828,311	
OREC: Technical Support	Competitive	Y	147772	Ecology and Environment Engineering	TWO#19 SEIS for CLCPA	11/19/2019	\$246,058	\$246,058			
OTHER PROGRAM AREA	Competitive	Y	104260	Bond, Schoeneck & King, PLLC	RFP 3300 Outside Counsel Servi	09/27/2016	\$5,276	\$298,556	\$8,291	\$280,658	
	Competitive	Y	106227	Essense Partners Inc.	Marketing Support for NYSERDA	11/03/2016	\$550,000	\$2,476,070	\$197,810	\$1,897,188	
	Competitive	Y	129761	Four Points Group, Inc.	RFQL 3685 R2	08/06/2018	\$48,888	\$134,927	\$12,057	\$53,435	
	Competitive	Y	145982	NESCAUM	TWO #6 VOCs on Staten Island	10/10/2019	\$397,500	\$397,500			
Pay for Performance	Competitive	Y	144450	Energy & Resource Solutions, Inc.	TWO 4 - P4P Event Evaluation	09/04/2019	\$160,000	\$160,000			
Real Time Enrgy Management	Competitive	Y	117928	Allegis Group Holdings Inc	Staff Augmentation Services	09/06/2017	\$27,446	\$1,296,726	\$122,029	\$750,172	
	Competitive	Y	143835	EME Consulting Engineering Group, LLC	SA.056_TWO #10_RTEM MF PM	08/16/2019	\$188,667	\$188,667	\$41,919	\$41,919	
REC:CES REC System Dev Costs	Competitive	Y	144446	Siemens Industry, Inc.	TWO #1: 100x40 Study	09/04/2019	\$800,000	\$800,000			

NYSERDA PERIODIC CONTRACTS APPROVAL REPORT - 8/16/2019 to 12/15/2019

Category	Initiative	Type	Term > 1 Year	Contract ID	Contractor	Contract Description	Date	Committed this period	Committed to Date	Amt Paid this Period	Amt Paid to Date
PCMT	Retrofit NY	Competitive	Y	144670	EME Consulting Engineering Group, LLC	SA.057_TWO #11 - Multifam APM	09/10/2019	\$297,788	\$297,788	\$27,677	\$27,677
	REV Campus Challenge	Competitive	Y	138947	SUNY - ESF	SUNY ESF - Energy Master Plan	04/08/2019	\$18,112	\$18,112		
		Competitive	Y	144828	DNV GL Energy Insights USA Inc.	TWO 8 CEF Comm Impact_DNV	09/12/2019	\$373,000	\$373,000		
	SARATOGA TECHNOLOGY & ENERGY PARK	Competitive	Y	104265	Harris Beach PLLC	RFP 3300 Outside Counsel Servi	09/27/2016	\$20,000	\$154,606	\$3,016	\$109,415
		Competitive	Y	107762	Rosenblum Property Services, LLC	STEP Property Mgmt Services	12/07/2016	\$188,390	\$671,075	\$41,514	\$369,265
	WEST VALLEY DEVELOPMENT PROGR...	Competitive	Y	69939	AECOM Technical Services Inc.	Environmental Monitoring Suppo	07/28/2015	\$403,494	\$2,574,427	\$109,488	\$1,789,257
PGRM	ESTOR: Bulk Storage Incentive	Competitive	Y	143219	Lincoln Park DG LLC	Bulk Storage Incentives	08/05/2019	\$8,800,000	\$8,800,000		
	ESTOR: Retail Storage Incentive	Competitive	Y	143203	General Electric International Inc	NY-Sun C&I	08/01/2019	\$3,781,120	\$3,781,120		
		Competitive	Y	144668	CON EDISON SOLUTIONS, INC.	Retail Storage	09/10/2019	\$3,000,000	\$3,000,000		
		Competitive	Y	144819	NSF Parma Site 2, LLC	NY-Sun C&I	09/12/2019	\$4,799,256	\$4,799,256		
		Competitive	Y	147828	Borrego Solar Systems, Inc.	Retail Storage	11/20/2019	\$3,000,000	\$3,000,000		
		Competitive	Y	147911	DG New York CS, LLC	Retail Storage	11/22/2019	\$3,000,000	\$3,000,000		
	FLEXIBLE TECHNICAL ASSISTANCE	Competitive	Y	37376	L&S Energy Services, Inc.	Umbrella Contract	11/15/2013	\$12,579	\$3,089,343	\$128,301	\$2,315,877
	GJGNY REVOLVING LOAN FUND	Non-Competiti..	Y	134735	Energy Improvement Corporation	EIC PACE financing program	12/04/2018	\$500,000	\$1,500,000	\$498,747	\$1,404,387
	INDUSTRIAL PROCESS EFFICIENCY	Competitive	Y	37383	CHA Consulting Inc.	Technical Review and Program S	11/15/2013	\$46,500	\$4,573,024	\$164,865	\$3,555,359
	LARGE SCALE RENEWABLES	Competitive	Y	67783	APX Inc.	NYGATS	06/24/2015	\$225,000	\$3,531,730	\$116,109	\$2,510,258
	NY-SUN	Competitive	Y	131209	Borrego Solar Systems, Inc.	NY Sun	09/12/2018	\$1,751,750	\$5,040,000		
		Competitive	Y	144558	AES Distributed Energy, Inc.	NY Sun	09/06/2019	\$4,283,604	\$4,283,604		
	OREC: OffShore Wind-1st solicit	Competitive	Y	145651	Empire Wind	OREC: OffShore Wind-1st solicit	10/02/2019	\$3,600,000,000	\$3,600,000,000		
		Competitive	Y	145652	Sunrise Wind	OREC: OffShore Wind-1st solicit	10/02/2019	\$2,320,000,000	\$2,320,000,000		
	Real Time Enrgy Management	Competitive	Y	144449	RCPI Landmark Properties, LLC	RCPI - Multisite - RTEM	09/04/2019	\$7,600,000	\$7,600,000		
	REC: CES REC Contracts	Competitive	Y	122285A	Delaware River Solar, LLC	CESRFP1_Tier 1 RECS	02/13/2019	\$22,362,290	\$22,362,290		
Competitive		Y	134731	ELP Stillwater Solar LLC	REC: CES REC Contracts	12/04/2018	\$16,708,475	\$16,708,475			
Competitive		Y	135307	Bakerstand Solar LLC	Bakerstand Solar	12/18/2018	\$14,394,219	\$14,394,219			
Competitive		Y	135318	SED NY Holdings	SED Hills Solar	12/18/2018	\$15,366,526	\$15,366,526			
Competitive		Y	135320	SED NY Holdings	SED Clay Solar	12/18/2018	\$15,507,594	\$15,507,594			
Grand Total							\$6,064,519,519	\$6,120,837,626	\$5,346,164	\$40,045,922	

NYSERDA PERIODIC CONTRACTS APPROVAL REPORT: Contractor Addresses - 8/16/2019 to 12/15/2019

Contractor	SupplierAddress	SupplierCity	SupplierState	SupplierZipCode	Business Type	WBE	MBE	SDVOB	SBE	
AECOM Technical Services Inc.	515 South Flower Street, 3rd Floor	Los Angeles	CA	90071	FSBE					
AES Distributed Energy, Inc.	282 Century Place Suite 2000	Louisville	CO	80027	FSBE					
Allegis Group Holdings Inc	7301 Parkway Drive	Hanover	MD	21076	FSBE					
APX Inc.	224 Airport Parkway #600	San Jose	CA	95110	FSBE					
Bakerstand Solar LLC	300 International Drive	Williamsville	NY	14221	NYSBE					
BDO USA LLP	PO Box 642743	Pittsburgh	PA	15264-2743	FSBE					
Bond, Schoeneck & King, PLLC	22 Corporate Woods Blvd., Ste 501	Albany	NY	12211-2503	NYSBE					
Borrego Solar Systems, Inc.	1810 Gillespie Way, #108	El Cajon	CA	92020	FSBE					
C.J. Brown Energy, P.C.	4245 Union Rd., Ste 204	Cheektowaga	NY	14225	NYSBE					
Center for Sustainable Energy	3980 Sherman St., Ste 170	San Diego	CA	92110	FSBE					
CHA Consulting Inc.	3 Winners Circle	Albany	NY	12205	NYSBE					
CLEAResult Consulting, Inc.	4301 Westbank Dr., A-150	Austin	TX	78746	FSBE					
CON EDISON SOLUTIONS, INC.	ATTN: MR. GIUSEPPE ZEPPIERE, PROJECT MANAGER	VALHALLA	NY	10595	NYSBE					
Concur Technologies, Inc.	601 108th Ave., NE, Ste 1000	Bellevue	WA	98004-4750	FSBE					
D & R International Ltd	1300 Spring St, Ste 500	Silver Spring	MD	20910	FSBE					
Darling Advertising Agency Inc.	181 Christopher Street	New York	NY	10014	NYSBE					
Davis Polk & Wardwell LLP	450 Lexington Avenue	New York	NY	10017	NYSBE					
DealCloud Inc.	129 West Trade St., Ste 1025	Charlotte	NC	28202	FSBE					
Delaware River Solar, LLC	dba Sky High Solar LLC	New York	NY	10003	NYSBE					
DG New York CS, LLC	700 Universe Boulevard	Juno Beach	FL	33408	FSBE					
DNV GL Energy Insights USA Inc.	1400 Ravello Drive	Katy	TX	77449	FSBE					
Ecology and Environment Engineering	368 Pleasant View Drive	Lancaster	NY	14086	NYSBE					
ELP Stillwater Solar LLC	525 Massachusetts Avenue	Cambridge	MA	02139	FSBE					
EME Consulting Engineering Group, LLC	129 West 27th Street	New York	NY	10001	NYSBE					
Empire Wind	17 Columbia Circle	Albany	NY	12203	NYSBE					
Energy & Resource Solutions, Inc.	120 Water Street, Suite 350	North Andover	MA	01845	FSBE					
Energy Improvement Corporation	2875 Route 35, Suite 6N76	Katonah	NY	10536	NYSBE					
Essense Partners Inc.	216 East 45th St., 11th Floor	New York	NY	10017	NYSBE	X	X			
Four Points Group, Inc.	4451 Brookfield Corp Dr.	Chantilly	VA	20151	FSBE					
General Electric International Inc	1 River Rd Bldg 2	Schenectady	NY	12345-6000	NYSBE					

NYSERDA PERIODIC CONTRACTS APPROVAL REPORT: Contractor Addresses - 8/16/2019 to 12/15/2019

Contractor	SupplierAddress	SupplierCity	SupplierState	SupplierZipCode	Business Type	WBE	MBE	SDVOB	SBE
Harris Beach PLLC	99 Garmsey Road	Pittsford	NY	14534	NYSBE				
Holland & Knight LLP	31 W. 52nd Street	New York	NY	10019	NYSBE				
Industrial Economics, Incorporated	2067 Massachusetts Avenue	Cambridge	MA	02140	FSBE				
Kelliher Samets Volk	212 Battery Street	Burlington	VT	05401	FSBE				
KPMG LLP	PO Box 120001	Dallas	TX	75312-0511	FSBE				
L&S Energy Services, Inc.	58 Clifton Country Road	Clifton Park	NY	12065	NYSBE				
Lincoln Park DG LLC	132 N. Yonkers St.	Elmhurst	IL	60126	FSBE				
Luminate, LLC	1801 Broadway, Ste 1620	Denver	CO	80202	FSBE				
NESCAUM	89 South Street	Boston	MA	02111	FSBE				
Netsparker Limited	220 Industrial Blvd., Suite 102	Austin	TX	78745	FSBE				
Network Experts of New York, Inc.	407 Vesper Court	Slingerlands	NY	12159	NYSBE	X	X		
New York State Forum for IRM	24 Aviation Rd., Suite 206	Albany	NY	12205	NYSBE				
Nixon Peabody LLP	437 Madison Avenue	New York	NY	10022	NYSBE				
NMR Group, Inc.	50-2 Howard Street	Somerville	MA	02144	FSBE				
NSF Parma Site 2, LLC	1241 University Avenue	Rochester	NY	14607	NYSBE				
NYS Office of Information Technology Ser	State Capital ESP	Albany	NY	12220-0062	NYSBE				
O'Brien & Gere Engineers, Inc.	333 W. Washington Street	Syracuse	NY	13202	NYSBE				
Opinion Dynamics Corporation	1000 Winter St	Waltham	MA	02451	FSBE				
Proenergy Consulting LLC	245 West 99th Street	New York	NY	10025	NYSBE				
Raj Technologies Inc.	110 Terminal Dr.	Plainview	NY	11803	NYSBE				
Randstad North America, Inc.	PO Box 2084	Carol Stream	IL	60132-2084	FSBE	X			
RCPI Landmark Properties, LLC	c/o Tishman Speyer Properties	New York	NY	10111	NYSBE				
Rosenblum Property Services, LLC	PO Box 38070	Albany	NY	12203	NYSBE				
SED NY Holdings	SunEast Clay Solar LLC	West Chester	NY	19382	NYSBE				
	SunEast Hills Solar LLC	West Chester	NY	19382	NYSBE				
Siemens Industry, Inc.	85 Northpointe Parkway	Buffalo	NY	14228	NYSBE				
Sive Paget & Riesel PC	560 Lexington Ave., Floor 15	New York	NY	10022-1994	NYSBE				
Sunrise Wind	17 Columbia Circle	Albany	NY	12203	NYSBE				
SUNY - ESF	The Research Foundation - SUNY	Albany	NY	12201-0009	NYSBE				
Tech Valley Talent, LLC	PO Box 935587	Atlanta	GA	31193-5587	FSBE	X			



**NYSDERDA PERIODIC CONTRACTS APPROVAL REPORT: Contractor Addresses - 8/16/2019 to 12/15/2019**

Contractor	SupplierAddress	SupplierCity	SupplierState	SupplierZipCode	Business Type	WBE	MBE	SDVOB	SBE	
The Cadmus Group, LLC	100 5th Ave., Ste 100	Waltham	MA	02451	FSBE					
ThunderCat Technology LLC	1925 Isaac Newton Square	Reston	VA	20190	FSBE			X		
TRC Energy Services	21 Griffin Rd North	Windsor	CT	06095	FSBE					
Troy Web Consulting, LLC	21 Westover Rd.	Troy	NY	12180	NYSBE					
Uplight, Inc.	2580 55th Street	Boulder	CO	80301	FSBE					
Vervent Inc.	10182 Telesis Court	San Diego	CA	92121	FSBE					
VHB Engineering, Surveying and	Landscape Architecture, P.C.	Albany	NY	12203	NYSBE					
Wendel Energy Services, LLC	Centerpointe Corporate Park	Williamsville	NY	14221	NYSBE					

NYSERDA PERIODIC CONTRACTS APPROVAL REPORT: Anticipated Contracts - 8/16/2019 to 12/15/2019

Category	Type	Term > 1 Year	Contract ID	Contractor	Contract Description	Reason	Date	Anticipated Amount	Total Contract Amount
PCMT	Competitive	Y	37380	CDH Energy Corporation	Technical Review and Program S	Added New Tasks	11/15/2013	\$12,000	\$923,255
	Competitive	Y	39069	Loeb & Loeb LLP	Green Bank Outside Legal Couns	Added New Tasks	01/21/2014	\$85,790	\$685,186
	Competitive	Y	39073	Davis Polk & Wardwell LLP	Green Bank Outside Legal Couns	Added New Tasks	01/21/2014	\$4,840	\$297,032
	Competitive	Y	46973A	DNV GL Energy Services USA Inc.	Outside Technical Eng. Srv.	Added New Tasks	05/06/2015	\$43,010	\$81,730
	Competitive	Y	70333	Cornell University	76West Building a Clean Energy	Added New Tasks	08/03/2015	\$15,755	\$4,648,668
	Competitive	Y	85025	Tech Valley Talent, LLC	RFP3143 Umbrella Agreement	Added New Tasks	12/18/2015	\$571,350	\$7,613,983
	Competitive	Y	101127	Energy and Environmental Economics Inc.	Tech Assist, REV Pool.	New Agreement	07/15/2016	\$162,720	\$3,521,638
	Competitive	Y	104265	Harris Beach PLLC	RFP 3300 Outside Counsel Servi	Added New Tasks	09/27/2016	\$10,000	\$164,606
	Competitive	Y	106225	Kelliher Samets Volk	Marketing Support for NYSERDA	Added New Tasks	11/03/2016	\$125,000	\$13,999,772
	Competitive	Y	117926	TRC Energy Services	Staff Augmentation Services	Added New Tasks	09/06/2017	\$2,757,426	\$8,761,077
	Competitive	Y	117928	Allegis Group Holdings Inc	Staff Augmentation Services	Added New Tasks	09/06/2017	\$89,060	\$1,385,786
	Competitive	Y	117989	Arcadis of New York, Inc.	Staff Augmentation Services	Added New Tasks	09/08/2017	\$734,525	\$1,381,320
	Competitive	Y	134906	New York Power Authority,	RTEM Data Store	New Agreement	12/07/2018	\$1,500,000	\$1,500,000
	Competitive	Y	137240	EME Consulting Engineering Group, LLC	SA.038A_TWO #7 - New Con	Added New Tasks	02/19/2019	\$530,043	\$798,543
	Competitive	Y	140705	Randstad North America, Inc.	Payroll Services	New Agreement	05/24/2019	\$1,900	\$21,936
	Competitive	Y	143834	Allegis Group Holdings Inc	SA.054_TWO #9 - SFR PM	Added New Tasks	08/16/2019	\$133,523	\$263,448
	Competitive	Y	143835	EME Consulting Engineering Group, LLC	SA.056_TWO #10_RTEM MF PM	Added New Tasks	08/16/2019	\$178,877	\$367,544
	Competitive	Y	147433	Rocky Mountain Institute	Technical support for NYSERDA	New Agreement	11/12/2019	\$250,000	\$250,000
	Competitive	Y	148087	Kelliher Samets Volk	KSV TWO 32 LMI Website Hub	New Agreement	11/25/2019	\$300,000	\$300,000
	Competitive	Y	148157	C.J. Brown Energy, P.C.	AAET - Tech Review - CJ Brown	Added New Tasks	11/26/2019	\$9,317	\$9,317
	Competitive	Y	148735	Delta Dental of New York	Delta Dental Premiums 2020-202	New Agreement	12/10/2019	\$675,000	\$675,000
	Competitive	Y	148812	U.S. Green Building Council, NY Chapter	Urban Green TWO#1 Training	Added New Tasks	12/11/2019	\$1,508,643	\$1,508,643
	Discretionary	Y	34356	U.S. Geological Survey (Troy).	ALTM Stream Monitoring	Added New Tasks	08/07/2013	\$44,600	\$644,815
Discretionary	Y	114800	Dowd-Witbeck Printing Corp.	NYSERDA-Use Print Materials	Added New Tasks	06/13/2017	\$470	\$5,219	
Discretionary	Y	148094	OwnBackup Inc.	OwnBackup - Salesforce Backup	New Agreement	11/25/2019	\$15,608	\$15,608	
Non-Competitive	Y	148096	American Council for an Energy Efficient	Subscription/Data Access	New Agreement	11/25/2019	\$70,000	\$70,000	
PGRM	Competitive	Y	121290A	Rising Solar, LLC	REC:CES REC Contracts	New Agreement	02/26/2019	\$17,378,550	\$17,378,550
	Competitive	Y	135316	SED NY Holdings	SED Watkins Road Solar I	New Agreement	12/18/2018	\$15,457,722	\$15,457,722
	Competitive	Y	135317	SED NY Holdings	SED Skyline Solar	New Agreement	12/18/2018	\$15,759,750	\$15,759,750
	Competitive	Y	135319	SED NY Holdings	SED Dog Corners Solar	New Agreement	12/18/2018	\$15,913,702	\$15,913,702
	Competitive	Y	135621	Silver Lake Solar LLC	Silver Lake Solar	New Agreement	12/28/2018	\$19,252,800	\$19,252,800
	Competitive	Y	135627	Empire State Solar, LLC	Manchester Solar	New Agreement	12/28/2018	\$17,134,785	\$17,134,785

**NYSDERDA PERIODIC CONTRACTS APPROVAL REPORT: Anticipated Contracts - 8/16/2019 to 12/15/2019**

Category	Type	Term > 1 Year	Contract ID	Contractor	Contract Description	Reason	Date	Anticipated Amount	Total Contract Amount
PGRM	Competitive	Y	147566	Key Capture Energy, LLC	Bulk Storage Incentive	New Agreement	11/14/2019	\$25,000,000	\$25,000,000
	Non-Competitive	Y	144815	Health Research, Inc.	NYS HH VBP Pilot Health Implem	New Agreement	09/12/2019	\$2,943,654	\$2,943,654
<b>Grand Total</b>								\$138,670,418	\$178,735,086

**NYSERDA PERIODIC CONTRACTS APPROVAL REPORT: Section 1**  
**Summary - 8/16/2019 to 12/15/2019**

<b>Category</b>	<b>Report Type</b>	<b>Type</b>	<b>Count of Contracts</b>	<b>Committed this period</b>
<b>PGRM</b>	Program	Competitive	873	\$6,227,825,640
		Discretionary	4	\$143,440
		Non-Competitive	5	\$948,180
<b>Total</b>			882	\$6,228,917,260
<b>Grand Total</b>			882	\$6,228,917,260

## NYSERDA PERIODIC PROGRAM REPORT

8/16/2019 to 12/15/2019

**Table: All Market Focus Committed this Period**

<b>MarketFocus</b>	<b>Count of Contracts</b>	<b>Committed this period</b>
Agriculture	3	\$177,583
Anaerobic Digesters	6	\$80,000
Building Innovation	3	\$272,488
Clean Heating and Cooling	17	\$1,585,808
Clean Trans (Innov & Research)	9	\$1,303,002
Codes	3	\$259,000
Combined Heat & Power	26	\$6,077,197
Commercial	119	\$21,427,893
Communities and Local Governme	16	\$2,555,000
Energy & EnvironmentalAnalysis	4	\$1,382,543
Energy Storage	42	\$51,111,939
Energy-Rltd Environmental Res	4	\$745,587
Financing Solutions	1	\$98,611
Fuel Cells	4	\$1,633,500
Green Jobs-Green NY	1	\$500,000
Grid Modernization	1	\$87,209
Industrial	46	\$6,916,214
Information Brokering	2	\$105,000
Innovation	3	\$710,000
Large Scale Renewables	11	\$6,004,928,832
LMI	46	\$3,422,291

**NYSERDA PERIODIC PROGRAM REPORT**

8/16/2019 to 12/15/2019

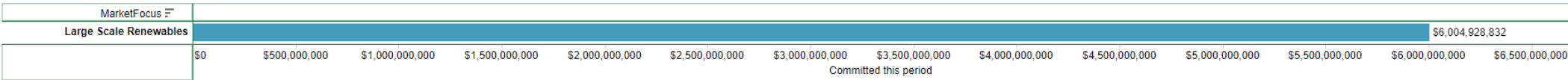
**Table: All Market Focus Committed this Period**

<b>MarketFocus</b>	<b>Count of Contracts</b>	<b>Committed this period</b>
<b>Mkt Char &amp; Design (Mkt Dev)</b>	1	\$292,214
<b>Multifamily (Mkt Rate Only)</b>	17	\$683,245
<b>New Construction</b>	45	\$3,362,252
<b>NY-Sun</b>	485	\$145,303,849
<b>On-Site Power</b>	5	\$300,000
<b>Other Program</b>	2	\$184,342
<b>Products</b>	2	\$74,989
<b>Renewables Optimization</b>	6	\$1,224,968
<b>Single Family Residential</b>	3	\$165,766
<b>Small Wind</b>	1	\$30,250
<b>Solar Thermal</b>	1	\$32,440
<b>Technology to Market</b>	16	\$8,437,497
<b>Workforce Development</b>	62	\$3,444,818
<b>Grand Total</b>	1,013	\$6,268,916,327

**NYSDERDA PERIODIC PROGRAM REPORT**

8/16/2019 to 12/15/2019

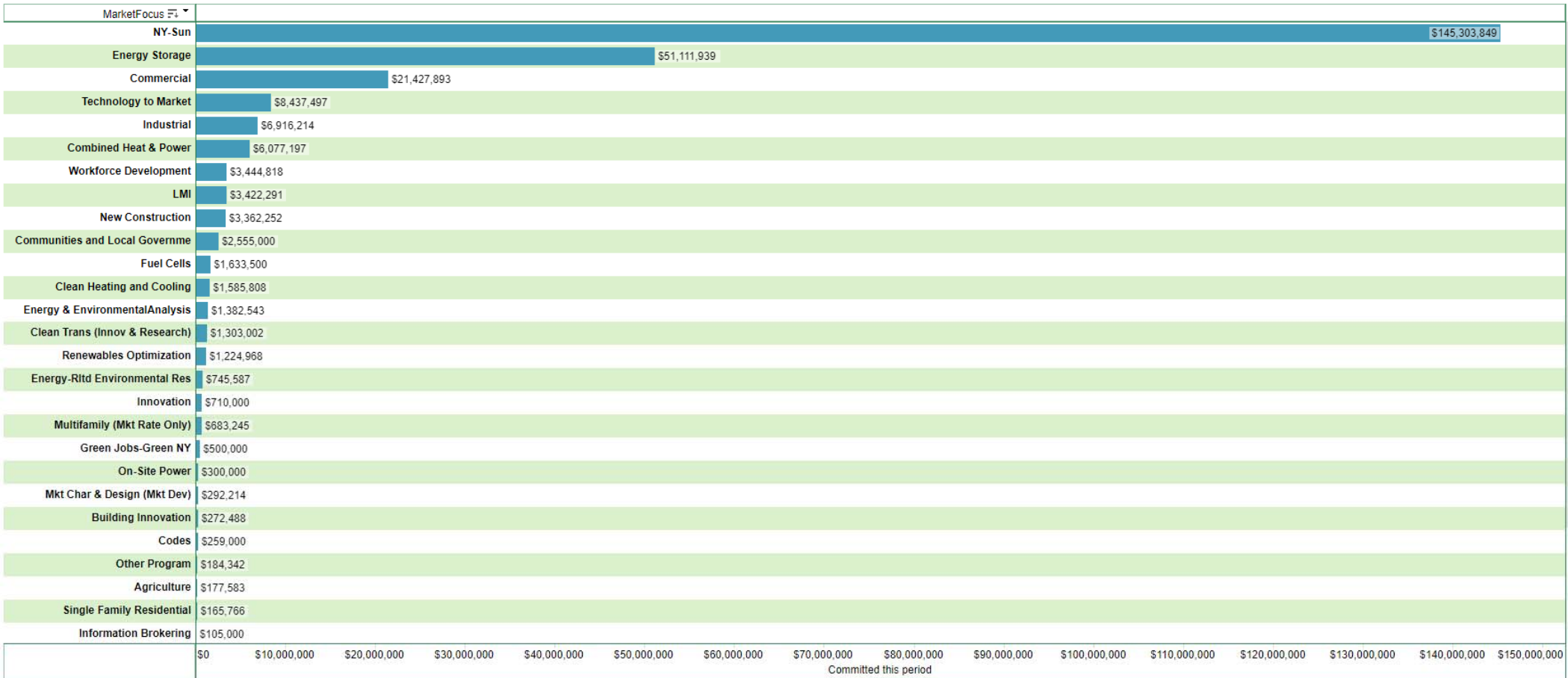
**Graph: All Market Focus Committed this Period**



**NYSDERDA PERIODIC PROGRAM REPORT**

8/16/2019 to 12/15/2019

**Graph: All Market Focus Committed this Period**



**NYSDA PERIODIC CONTRACTS REPORT - Contracts Executed or Modified  
For Report Periods: Sep 2019 Report Period and Jan 2020 Report Period  
Table: All Market Focus versus Prior Periods**

MarketFocus	Previous Sep 2019 Report Period		Current Jan 2020 Report Period	
	Count of Contracts	Committed this period	Count of Contracts	Committed this period
Agriculture	3	\$14,055	3	\$177,583
Anaerobic Digesters	13	\$190,000	6	\$80,000
Building Innovation	3	\$1,180,945	3	\$272,488
Clean Heating and Cooling	18	\$2,207,686	17	\$1,585,808
Clean Trans (Innov & Research)	10	\$1,776,723	9	\$1,303,002
Codes	2	\$47,949	3	\$259,000
Combined Heat & Power	25	\$12,752,732	26	\$6,077,197
Commercial	80	\$11,474,451	119	\$21,427,893
Communities and Local Governme	10	\$1,045,987	16	\$2,555,000
Energy & EnvironmentalAnalysis	1	\$9,950	4	\$1,382,543
Energy Storage	23	\$55,760,549	42	\$51,111,939
Energy-Ritd Environmental Res	6	\$1,593,626	4	\$745,587
Financing Solutions	1	\$142,502	1	\$98,611
Fuel Cells	4	\$2,288,750	4	\$1,633,500
Fuel NY	1	\$496,000		
Green Jobs-Green NY			1	\$500,000
Grid Modernization	10	\$3,610,627	1	\$87,209
Industrial	55	\$5,044,623	46	\$6,916,214
Information Brokering	3	\$388,958	2	\$105,000
Innovation	1	\$50,000	3	\$710,000
Large Scale Renewables	5	\$54,650,657	11	\$6,004,928,832
LMI	22	\$2,792,650	46	\$3,422,291
Mkt Char & Design (Mkt Dev)	3	\$75,000	1	\$292,214
Multifamily (Mkt Rate Only)	13	\$1,779,060	17	\$683,245
New Construction	25	\$2,224,822	45	\$3,362,252
NY-Sun	255	\$38,828,960	485	\$145,303,849
On-Site Power			5	\$300,000
Other Program	1	\$380,000	2	\$184,342
Products	2	\$104,681	2	\$74,989
Renewables Optimization	7	\$7,182,711	6	\$1,224,968
Saratoga Tech & Energy Park	1	\$13,500		
Single Family Residential	4	\$933,251	3	\$165,766
Small Wind	1	\$143,250	1	\$30,250
Solar Thermal			1	\$32,440
Technology to Market	10	\$2,338,636	16	\$8,437,497
Workforce Development	46	\$3,189,585	62	\$3,444,818



**NYSDA PERIODIC CONTRACTS REPORT - Contracts Executed or Modified**  
**For Report Periods: Sep 2019 Report Period and Jan 2020 Report Period**  
**Table: All Market Focus versus Prior Periods**

MarketFocus	Previous Sep 2019 Report Period		Current Jan 2020 Report Period	
	Count of Contracts	Committed this period	Count of Contracts	Committed this period
<b>Grand Total</b>	664	\$214,712,878	1,013	\$6,268,916,327

**NYSERDA PERIODIC PROGRAM REPORT**  
**8/16/2019 to 12/15/2019**  
**Table: By REDC Region and County**

<b>REDC Region</b>	<b>County</b>	<b>Count of Contracts</b>	<b>Committed this period</b>
<b>Capital Region</b>	Albany	31	\$3,524,703
	Columbia	15	\$1,861,549
	Greene	2	\$567,938
	Rensselaer	17	\$7,920,857
	Saratoga	21	\$5,514,289
	Schenectady	11	\$12,025,076
	Warren	4	\$106,410
	Washington	3	\$1,488,897
	<b>Total</b>	104	\$33,009,719
<b>Central New York</b>	Cayuga	6	\$142,379
	Cortland	2	\$176,668
	Madison	3	\$19,759
	Onondaga	26	\$23,269,399
	Oswego	10	\$3,157,058
	<b>Total</b>	47	\$26,765,262
<b>Finger Lakes</b>	Genesee	4	\$1,042,021
	Livingston	11	\$2,332,149
	Monroe	38	\$13,225,114
	Ontario	17	\$1,403,729
	Orleans	2	\$150,257
	Wayne	14	\$3,695,153

**NYSERDA PERIODIC PROGRAM REPORT**  
**8/16/2019 to 12/15/2019**  
**Table: By REDC Region and County**

<b>REDC Region</b>	<b>County</b>	<b>Count of Contracts</b>	<b>Committed this period</b>
<b>Finger Lakes</b>	Wyoming	2	\$12,684
	Yates	1	\$8,160
	<b>Total</b>	89	\$21,869,266
<b>Long Island</b>	Nassau	7	\$105,000
	Suffolk	32	\$1,396,365
	<b>Total</b>	39	\$1,501,365
<b>Mid-Hudson</b>	Dutchess	25	\$6,453,848
	Orange	44	\$23,492,453
	Putnam	4	\$187,802
	Rockland	17	\$630,408
	Sullivan	17	\$8,569,364
	Ulster	25	\$8,087,111
	Westchester	47	\$15,137,785
	<b>Total</b>	179	\$62,558,771
<b>Mohawk Valley</b>	Fulton	8	\$5,355,518
	Herkimer	4	\$15,435,574
	Montgomery	2	\$215,852
	Oneida	18	\$16,005,271
	Otsego	6	\$1,165,907
	Schoharie	1	\$5,120
	<b>Total</b>	39	\$38,183,241

**NYSERDA PERIODIC PROGRAM REPORT**  
**8/16/2019 to 12/15/2019**  
**Table: By REDC Region and County**

<b>REDC Region</b>	<b>County</b>	<b>Count of Contracts</b>	<b>Committed this period</b>
<b>New York City</b>	Bronx	30	\$1,759,265
	Kings	53	\$3,605,578
	New York	116	\$17,274,320
	Queens	42	\$3,656,873
	Richmond	7	\$367,439
	<b>Total</b>	<b>248</b>	<b>\$26,663,474</b>
<b>North Country</b>	Clinton	9	\$3,376,214
	Essex	8	\$173,096
	Franklin	2	\$41,648
	Jefferson	11	\$2,152,872
	Lewis	3	\$2,187,600
	St. Lawrence	9	\$4,721,812
	<b>Total</b>	<b>42</b>	<b>\$12,653,242</b>
<b>Southern Tier</b>	Broome	5	\$113,911
	Chemung	11	\$7,078,946
	Chenango	10	\$7,195,979
	Delaware	6	\$110,169
	Schuyler	3	\$1,037,749
	Steuben	3	\$1,517,672
	Tioga	5	\$3,846,872
	Tompkins	23	\$5,609,987

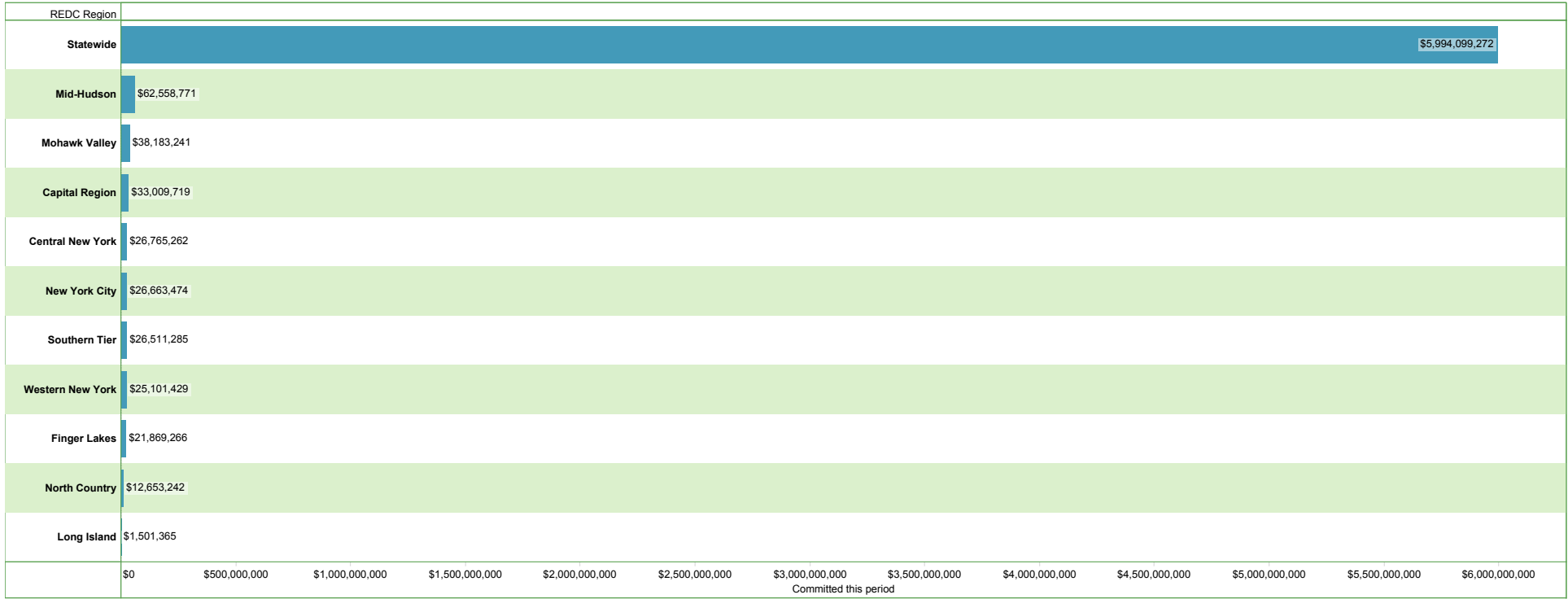
**NYSERDA PERIODIC PROGRAM REPORT**  
**8/16/2019 to 12/15/2019**  
**Table: By REDC Region and County**

<b>REDC Region</b>	<b>County</b>	<b>Count of Contracts</b>	<b>Committed this period</b>
<b>Southern Tier</b>	<b>Total</b>	66	\$26,511,285
	STATEWIDE	96	\$5,994,099,272
<b>Statewide</b>	<b>Total</b>	96	\$5,994,099,272
	Allegany	1	\$64,725
<b>Western New York</b>	Cattaraugus	8	\$19,253,617
	Chautauqua	7	\$2,072,844
	Erie	30	\$3,509,516
	Niagara	6	\$200,727
	<b>Total</b>	52	\$25,101,429
	<b>Grand Total</b>		1,001

NYSDA PERIODIC PROGRAM REPORT

8/16/2019 to 12/15/2019

Graph: By REDC Region



**NYSDA PERIODIC PROGRAM REPORT**  
**8/16/2019 to 12/15/2019**  
**Table: By Electric Utility**

<b>Electric Utility</b>	<b>Count of Contracts</b>	<b>Committed this period</b>
Consolidated Edison	2	\$36,088
Central Hudson Gas and Electric	63	\$20,168,734
Consolidated Edison	282	\$38,709,276
Long Island Power Authority	39	\$1,501,365
Municipal Utilities	10	\$7,273,308
National Grid	240	\$131,831,945
NYS Electric and Gas	161	\$49,941,052
Orange and Rockland Utilities	46	\$16,368,963
Rochester Gas and Electric	54	\$8,986,323
Statewide	96	\$5,994,099,272
<b>Grand Total</b>	<b>993</b>	<b>\$6,268,916,327</b>

NYSDA PERIODIC PROGRAM REPORT  
8/16/2019 to 12/15/2019

From Date  
8/16/2019

To Date  
12/15/2019

Committed this period  
5K 20,000K

