



e

# Learning from the Experts Webinar Series

## Vessel Types



**Noe Rouxel**  
Offshore Wind Advisory – North  
America  
DNV

**May 11, 2022**

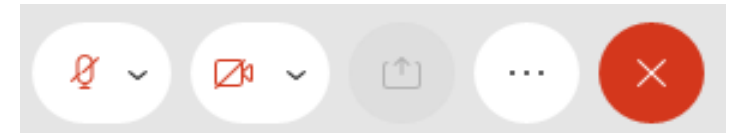




# Meeting Procedures

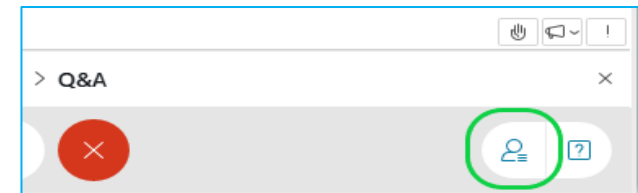
Webinar recordings and presentations will be available at:  
[www.nyserda.ny.gov/osw-webinar-series](http://www.nyserda.ny.gov/osw-webinar-series)

## Participation for Members of the Public:

- > Members of the public will be muted upon entry.
- > Questions and comments may be submitted in writing through the Q&A feature at any time during the event.
- > If technical problems arise, please contact [Sal.Graven@nyserda.ny.gov](mailto:Sal.Graven@nyserda.ny.gov)



**You'll see  when your microphone is muted**



# Learning from the Experts

This webinar series is hosted by NYSERDA's offshore wind team and features experts in offshore wind technologies, development practices, and related research.

**DISCLAIMER:**

The views and opinions expressed in this presentation are those of the presenter and do not represent the views or opinions of NYSERDA or New York State.





WHEN TRUST MATTERS

# Vessels for Offshore Wind

Noe Rouxel, Offshore Wind Advisory – North America

11 May 2022


# Content

1. Who is DNV
- 2a. Maritime activity on an offshore wind farm
  - 2b. Details on the most impactful vessels
3. The Jones Act
4. Expected demand in the US
5. Industry trends



# Who is DNV

# Offshore Wind Advisory Services



- Lease area evaluations
- Feasibility studies
- CAPEX & OPEX estimation
- Energy assessment & remote sensing technology selection
- LiDAR validation
- Survey design & oversight
- Survey data management

- Avian risk assessment
- Environmental studies
- SAP/COP preparation
- Navigation risk assessment
- Third party EIS preparation
- State RFP bid preparation
- Interconnection studies
- Decommissioning studies
- Stakeholder Engagement

- Technical due diligence
- Lenders Technical Advisor
- Supply contract review
- Manufacturing observation

- Marine Warranty Surveyor
- Construction monitoring
- Power performance testing

# Maritime activity on an Offshore Wind Farm



# Life cycle of a wind farm

Different activities in the different phases of the project:







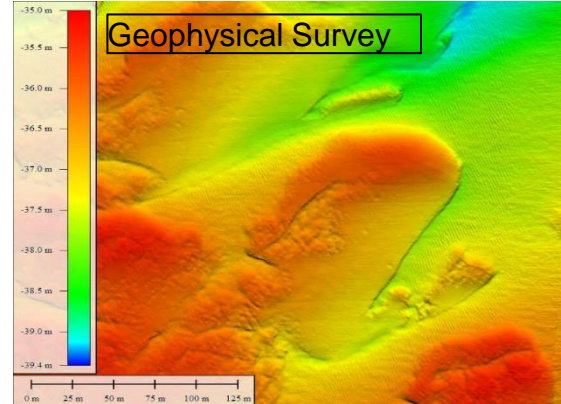
# Development and permitting phase

Medium-sized vessels, collecting site data

## Development

- Bathymetry Surveys
- Geotechnical Surveys
- UXO surveys
- Floating Lidar installation

| Vessels  | Type  |
|--|---|
|   | Metecean Survey Buoy Deployment                       |
|   | Environmental Survey                                  |
|   | Geotechnical Survey/Jack Up/<br>Floating Drill Vessel |
|  | Geophysical Survey                                    |




# Construction Phase (1/6)


## Component transport

### Construction

- **Component transport**
- Seabed Preparation
- Foundation installation
- Cable Laying
- Wind Turbine Installation
- OSS installation
- Scour protection installation
- Crew Transfer



Barge and Tug



- Transport of large components (Offshore Substation Foundation and Topside, Jackets,...)



Transport vessel



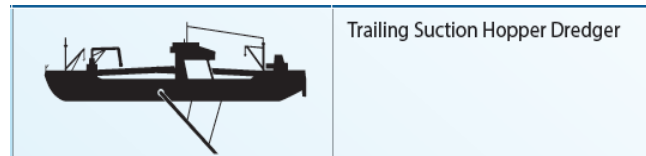
- Long distance transport of wind turbine components

# Construction Phase (2/6)


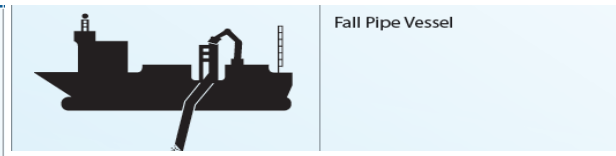
## Seabed preparation and rock dumping

### Construction

- Component transport
- Seabed Preparation
- Foundation installation
- Cable Laying
- Wind Turbine Installation
- OSS installation
- Scour protection installation
- Crew Transfer



- Deepening of port accesses
- Flattening of sand waves on seabed
- Levelling of seabed before the installation of gravity based foundations (GBS)



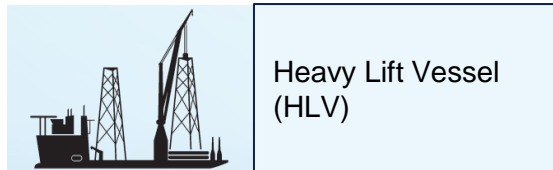
- Installation of scour protection around monopiles
- Protection of subsea cables
- Installation of rock matt for the GBS

# Construction Phase (3/6)

## Installation of the foundations

### Construction

- Component transport
- Seabed Preparation
- **Foundation installation**
- Cable Laying
- Wind Turbine Installation
- OSS installation
- Scour protection installation
- Crew Transfer



- Installation of components requiring heavy liftings (monopiles, Jackets, OSS,...)



- Lifting and Installation of foundations




- Generation of bubble curtains to mitigate the noise generated by the pile driving


# Construction Phase (4/6)

## Cable Laying

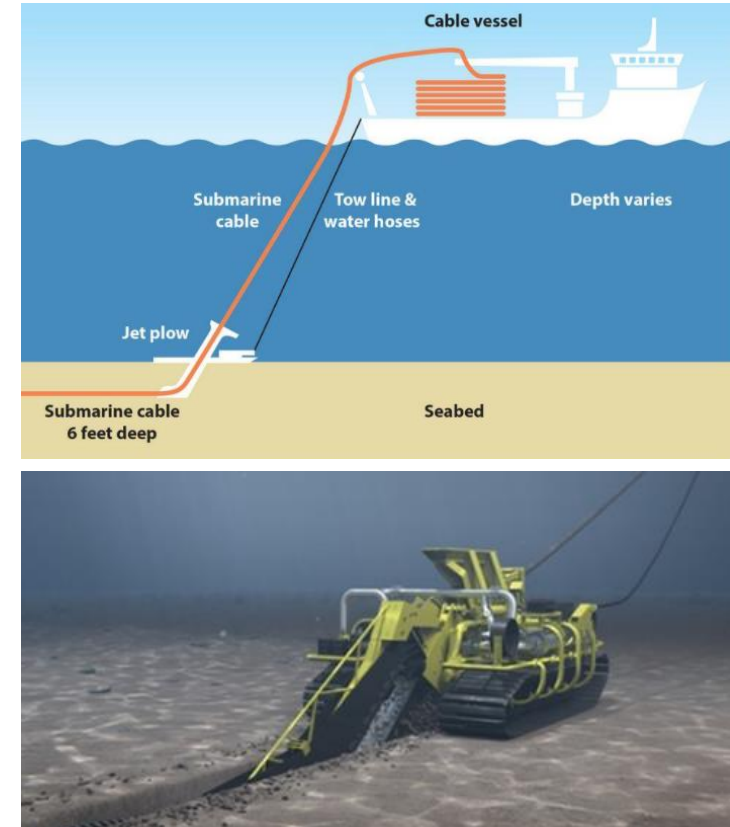
### Construction

- Component transport
- Seabed Preparation
- Foundation installation
- **Cable Laying**
- Wind Turbine Installation
- OSS installation
- Scour protection installation
- Crew Transfer

 Cable Laying Vessel (CLV)



- Export cable Laying between the windfarm and the shore
- Inter-array cable laying between the wind turbines
- Cable burial (may be simultaneous to cable laying)
- Installation of cable protections




# Construction Phase (5/6)


## Wind turbine installation

### Construction

- Component transport
- Seabed Preparation
- Foundation installation
- Cable Laying
- **Wind Turbine Installation**
- OSS installation
- Scour protection installation
- Crew Transfer



Wind Turbine installation vessel



- Transportation of components from marshalling harbour to offshore site
- Installation of wind turbine components:
  1. Mast
  2. Nacelle
  3. Blades (x3)

# Construction Phase (5/6)

## Wind turbine installation

### Construction

- Component transport
- Seabed Preparation
- Foundation installation
- Cable Laying
- **Wind Turbine Installation**
- OSS installation
- Scour protection installation
- Crew Transfer





# Construction Phase (5/6)

## OSS installation

### Construction

- Component transport
- Seabed Preparation
- Foundation installation
- Cable Laying
- Wind Turbine Installation
- **OSS installation**
- Scour protection installation
- Crew Transfer



- Crane capacity up to 24,000 t (2x12,000t)
- Good seakeeping
- Slow transit speed
- Small global fleet, based in northern Europe
- High cost

# Construction Phase (6/6)

## Personnel transfer and accommodation

### Construction


- Component transport
- Seabed Preparation
- Foundation installation
- Cable Laying
- Wind Turbine Installation
- Scour protection installation
- Crew Transfer and accommodation




Crew Transfer Vessel (CTV)




- Crew changes of installation vessels
- Bring technicians and light equipment to the offshore structures




Service Operation Vessel (SOV)



- Conducts wind turbine commissioning
- Transfer crew and equipment to offshore structures
- House crew offshore



Accommodation platform or flotel



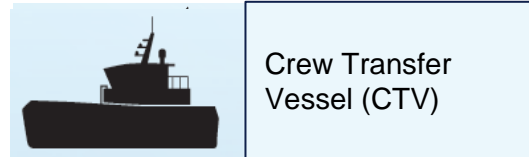
- Accommodate a high number of technicians offshore for the duration of the commissioning work

# Operation & Maintenance Phase (1/2)

## “Light” Maintenance and inspections

### Operation & Maintenance

- Inspections
- Preventive and light maintenance
- Subsea inspections
- Crew Transfer
- Replacement of major components



Crew Transfer Vessel (CTV)



- Transfer of Maintenance technicians from shore to the offshore structures



Service Operation Vessel (SOV)



- Conducts wind turbine commissioning
- Transfer crew and equipment to offshore structures
- House crew offshore



Diving Support Vessel



- Accommodate a high number of technicians offshore for the duration of the commissioning work

# Operation & Maintenance Phase (1/2)

Exceptional heavy maintenance (replacement of a major component)

## Operation & Maintenance

- Inspections
- Preventive and light maintenance
- Subsea inspections
- Crew Transfer
- Replacement of major components




- Lifting and replacement of heavy components (blade, gearbox, generator, main transformer)

# Floating Offshore Wind

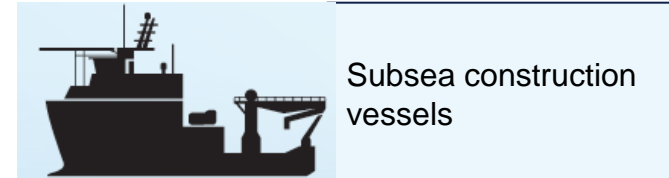
## Component transport

### FOW Construction

- Anchors and mooring lines installation
- Wind turbine towing
- Wind turbine hook-up



- Tow the floating wind turbines (Turbine + Floating foundation) from the construction port to the installation site.
- Install certain types of anchors



- Install suction pile anchors
- May install inter-array cables and/or cable accessories
- Perform other subsea operations requiring lifting, ROV, etc...

# Vessel details – most impactful

# Wind Turbine Installation Vessel (WTIV)

- 4 or 6 legged
- Self-propelled: 8-12 knots typical transit speed
- Jack-up by hydraulic jacks typically
- Dynamically Positioned (DP)
- In transit Hs limit typically 2.5-3m
- Jacking up Hs limit typically 1.5-2.5m
- Lift capacity typically 500-3,000t

+ Very good stability during lifts



- Long Jacking time (up & down process)
- Geotech. survey to be performed before installation
- May not be suitable for all seabed

# Heavy Lift Vessel (HLV)

- Floating crane
- Self-propelled: 12-14 knots typical transit speed
- 8-point moored or Dynamically Positioned (DP)
- Working Hs limit typically 1-2 m (vessel and task dependent)
- Lift capacity typically 3,000-5,000 t
- Working stability from ballasting



- + suitable for any seabed
- + quick positioning
- + Fast transit speed
- + Higher crane capacity

- Less stable for precise lifts
- Reduced weather window
- Risk of "loosing" the position during operations



# Heavy Lift Vessel (HLV)




# Crew Transport Vessel (CTV)

## Main Features:

- Fast transit speed (18 to 35 knots)
- POB: 12 or 24
- Length: 20 to 35m
- Bow Fender adapted to boat landings
- Boat Landing transfer up to 1.5m significant waves

## May also include:

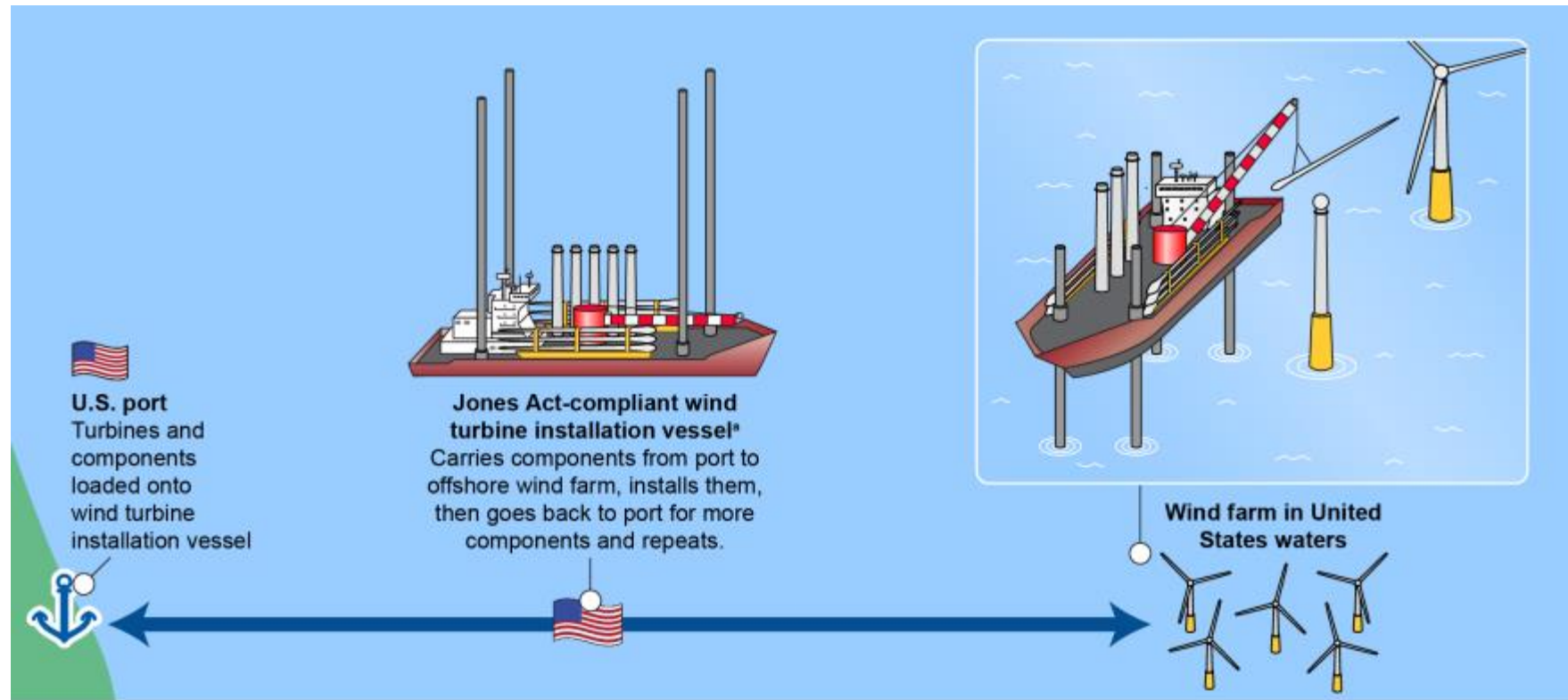
- Deck space to carry 10 feet containers
- Capability to perform offshore bunkering
- Boat landing gripper systems
- Deck crane



# The Jones Act

# The Jones Act

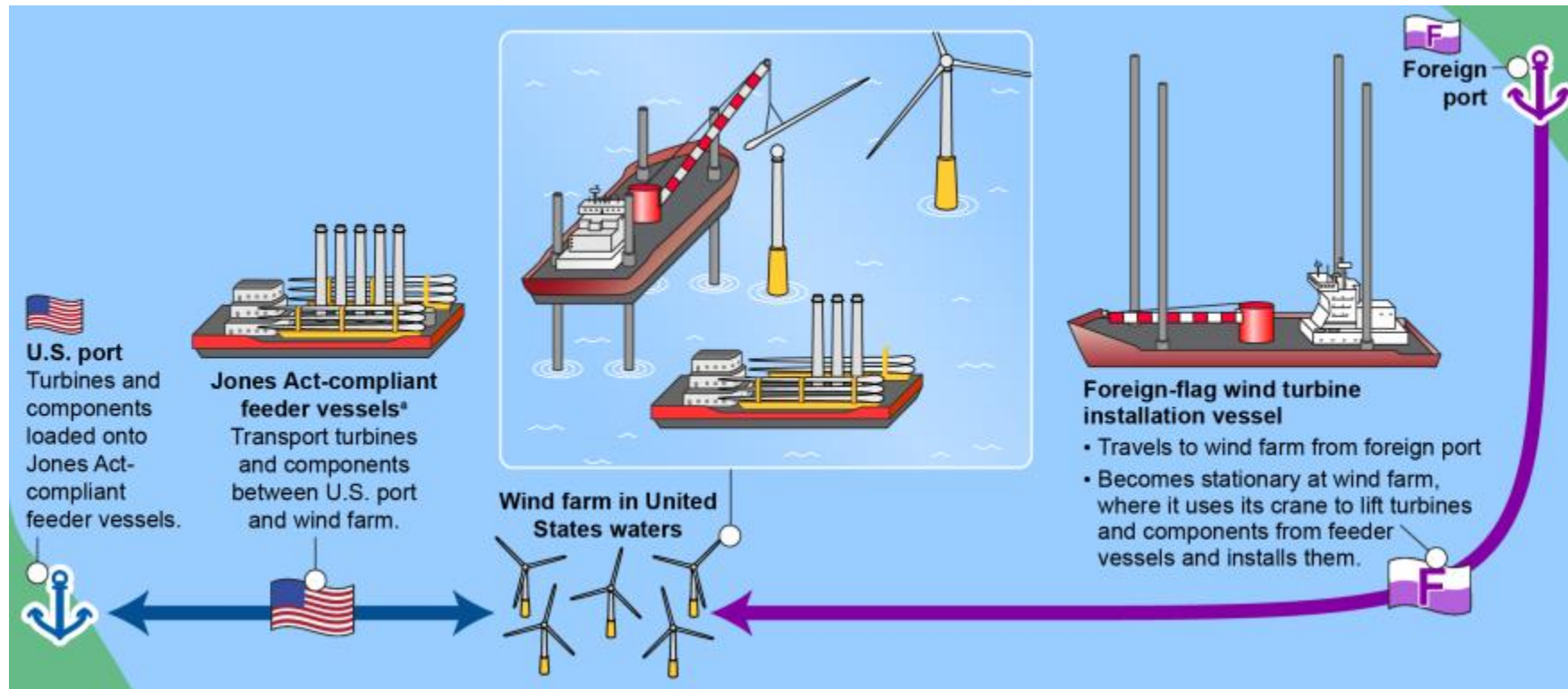
- Jones Act prevents non-U.S. ships engaging in coastwise trade from one U.S. point to another



Source: GAO

# The Jones Act

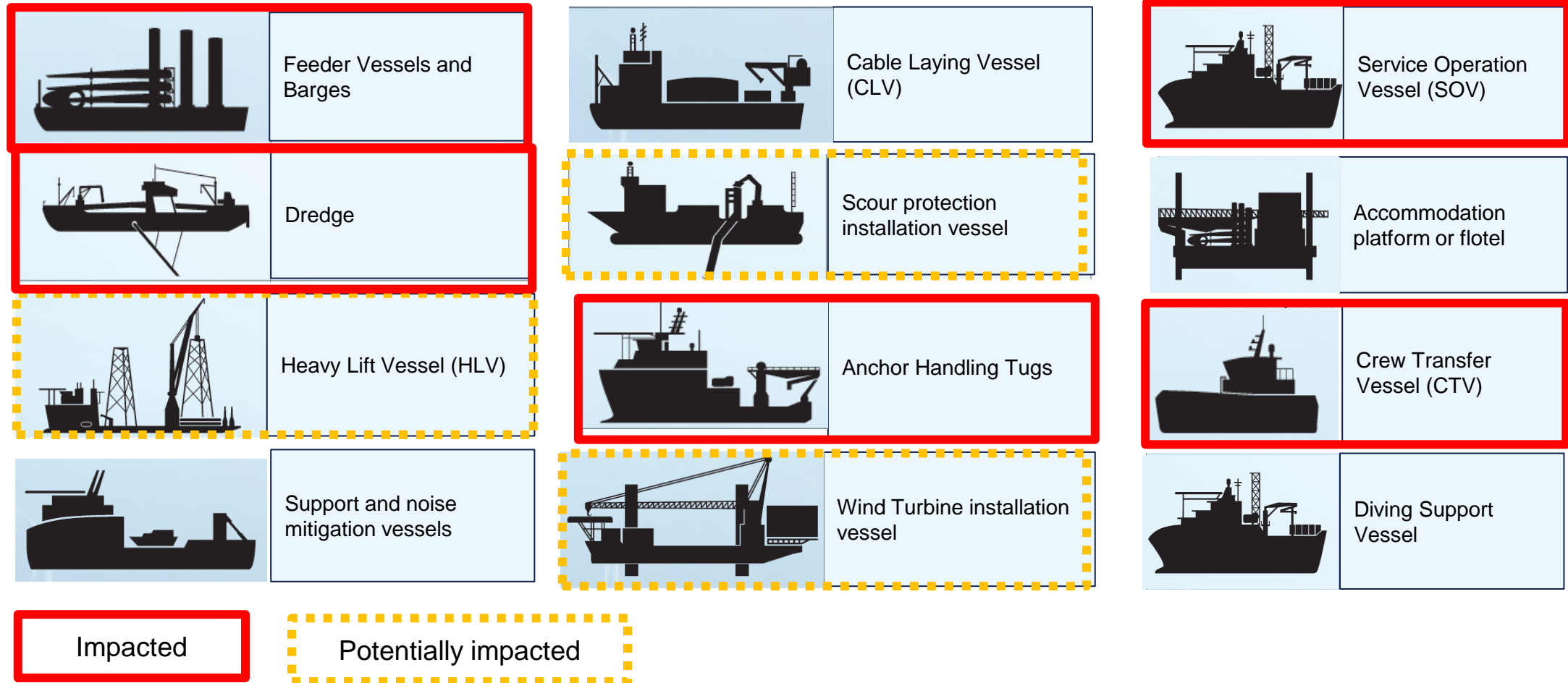
- Jones Act prevents non-U.S. ships engaging in coastwise trade from one U.S. point to another



Source: GAO

# The Jones Act

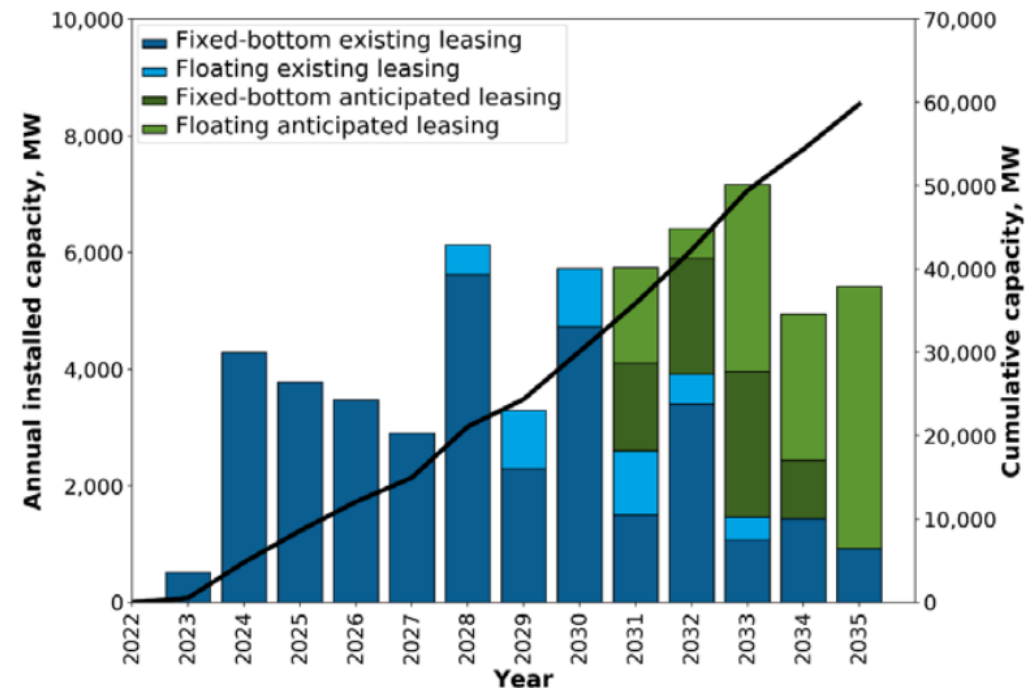
- The most impacted categories of vessels



# Expected demand

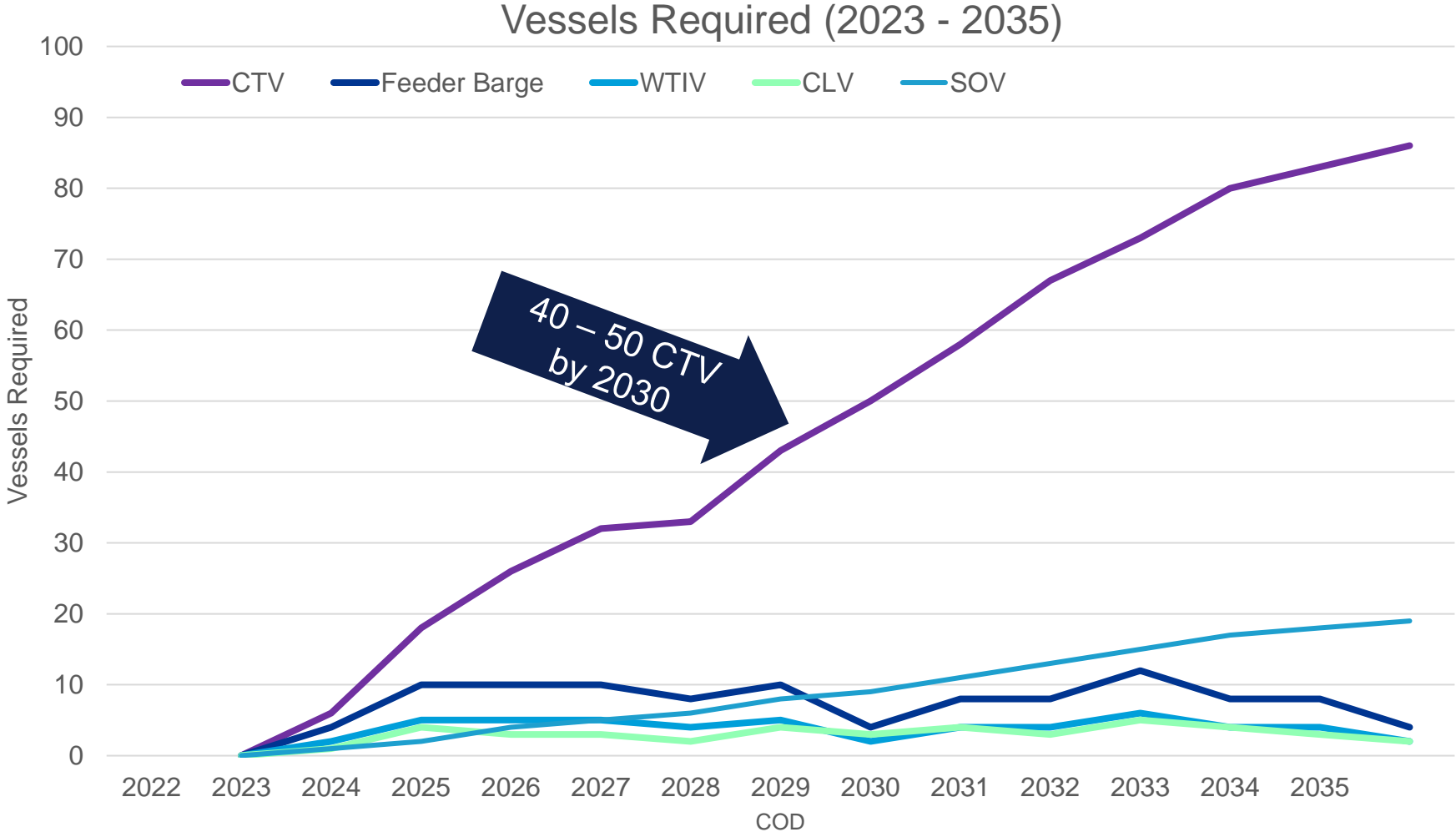
# US demand forecast

- In 2021 DNV, in collaboration with the National Renewable Energy Laboratory (NREL) and the Business Network for Offshore Wind evaluated how the U.S. supply chain can evolve to achieve the national offshore wind energy target and create local economic benefits.
- 30 GW by 2030... and more to come:
  - 2,100 Wind turbines and foundations
  - 6,800 Miles of cables

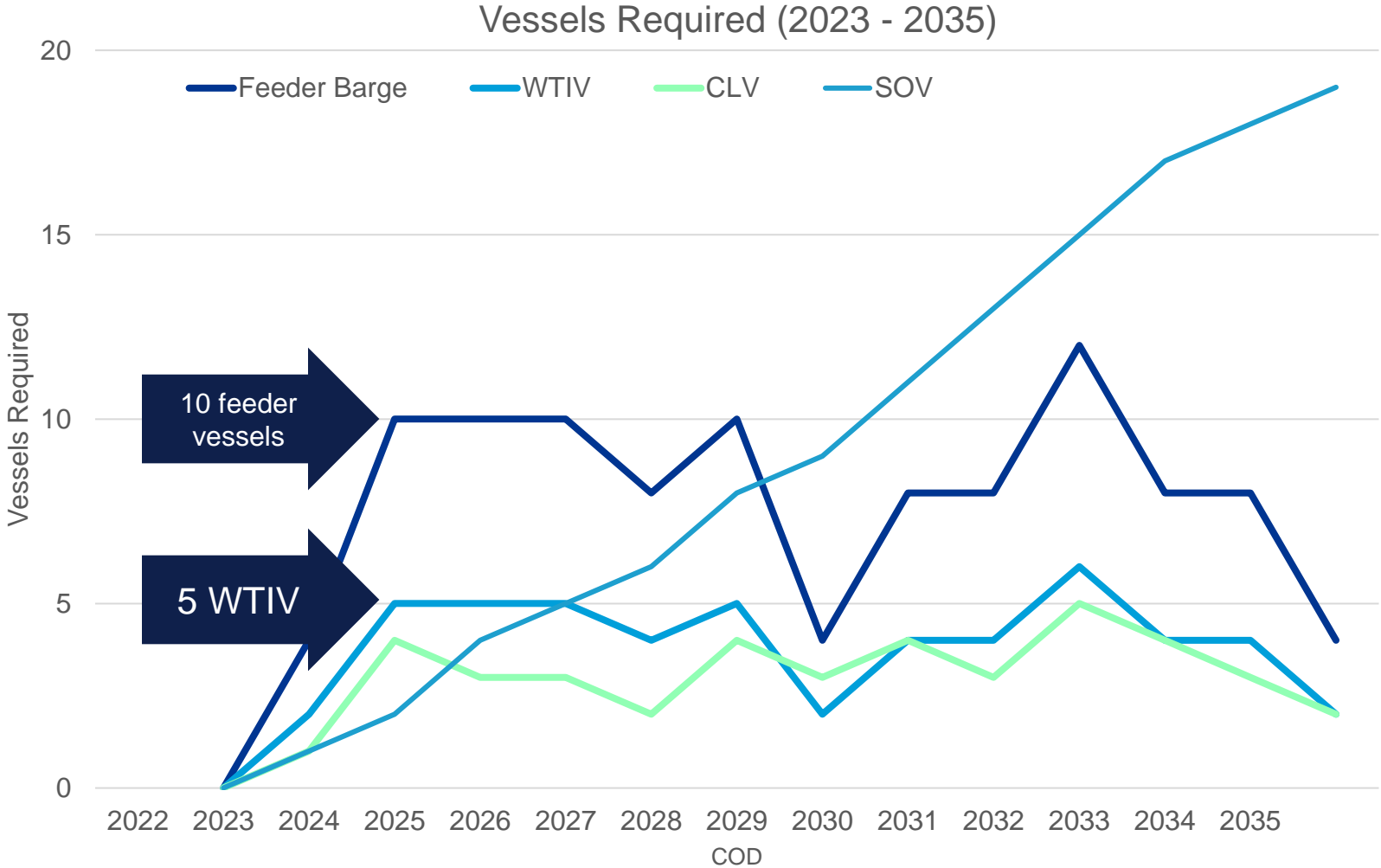




# US demand forecast



# US demand forecast



# US Jones Act fleet

- The Existing and future US fleet:

1 Jones Act compliant WTIV in construction: **Charybdis (2,200t, 56m, 144m)**



- 2-3 SOVs under construction:



- CTV: 4 in operation + several under construction



- Significant Tugs and transport barge fleet



- 1 Scour protection installation vessel ordered



- Several US AHTS, mostly in the Gulf coast



# Industry trends

# Larger Installation vessels

- Wind turbines are expected to reach more than 22 MW in the next decade
- The newbuilt fleet needs to anticipate the increase of future structure sizes and project scale
  - Maximum hub height: up to 160 m
  - Nacelle weight up to 1000 tonnes
  - Blades up to 140 m
- More deck space to carry more and larger components




# Development of integrated feeder vessels concepts

- DP feeder vessels
- WTIV/barges interfaces
- Jack-up feeder barges



# Unmanned and Autonomous Vessels

- Surveys
- Guard/Safety vessels



# Thank you

Any Questions?

Noe Rouxel, Offshore Wind Advisory – North America  
noe.rouxel@dnv.com

[www.dnv.com](http://www.dnv.com)





# Coming Next:

May 25, 1:00 p.m. ET

**Workforce**

**Development**

Phil Jordan, BW Research  
Partnership & Harvard  
University

Visit [wind.ny.gov](http://wind.ny.gov) to  
register

We want your feedback! Send  
suggestions for future webinar topics  
to [offshorewind@nyserda.ny.gov](mailto:offshorewind@nyserda.ny.gov).