

Clean Energy Standard Annual Progress Report: 2020 Compliance Year



Final Report | January 2022



NEW YORK
STATE OF
OPPORTUNITY.

NYSERDA

NYSERDA's Promise to New Yorkers:

NYSERDA provides resources, expertise, and objective information so New Yorkers can make confident, informed energy decisions.

Our Vision:

New York is a global climate leader building a healthier future with thriving communities; homes and businesses powered by clean energy; and economic opportunities accessible to all New Yorkers.

Our Mission:

Advance clean energy innovation and investments to combat climate change, improving the health, resiliency, and prosperity of New Yorkers and delivering benefits equitably to all.

Clean Energy Standard Annual Progress Report: 2020 Compliance Year

Final Report

Prepared by:

New York State Energy Research and Development Authority

Albany, NY

January 2022

Abstract

This Clean Energy Standard Progress Report is intended to summarize progress toward New York State's Clean Energy Standard (CES) as of December 31, 2020. This report also includes a description of new initiatives launched in response to the Climate Leadership and Community Protection Act (Climate Act), which was signed into law in July of 2019. The Climate Act requires electricity consumed in the State to be 70% renewable by 2030 and zero-emission by 2040 (2030 and 2040 targets), sets procurement targets for various resource types, and establishes an investment goal for programs that benefit disadvantaged communities. The Climate Act directed the New York Public Service Commission (PSC) to create a program for achieving the 2030 and 2040 targets.¹ In a recent order,² the PSC initiated that effort by expanding the Clean Energy Standard (CES). The CES Order makes clear the profound change necessary to reach the State's generation mix target for 2030.

This report includes reporting on procurement results, aggregate Load Serving Entity (LSE) compliance obligations over the compliance period and discusses the results of other means to achieve the expanded CES mandate, including accounting for baseline renewable and voluntary market activity.

This report is intended to provide policymakers and interested stakeholders with the information necessary to make informed decisions on the program and the policy's status and effectiveness as well as to inform any necessary programmatic adjustments.

Keywords

Renewable electricity, clean energy, large-scale renewables, energy programs, Clean Energy Standard, Climate Act

Table of Contents

Abstract	ii
Keywords	ii
List of Figures	iv
List of Tables	iv
Acronyms and Abbreviations	v
Executive Summary and Progress to Date	S-1
Background	S-5
1 New York State’s Clean Energy Standard	1
1.1 Renewable Generators	1
1.1.1 Tier 1—New Renewable Energy Resources	1
1.1.2 Tier 2—Maintenance and Competitive.....	3
1.1.2.1 Maintenance.....	4
1.1.2.2 Competitive	4
1.1.3 Tier 4—New York City Renewable Energy.....	5
1.1.4 Offshore Wind Standard.....	6
1.2 Renewable Portfolio Standard	8
1.2.1 Baseline Generators	8
1.3 Value of Distributed Energy Resources and NY-Sun Initiative	9
1.4 Build-Ready Program.....	10
1.5 Long Island Power Authority and New York Power Authority	11
1.5.1 Long Island Power Authority	11
1.5.2 New York Power Authority	12
1.6 Voluntary Renewable Energy Activities	13
1.7 Zero Emissions Credit Requirement	14
1.8 Energy Efficiency Targets	14
2 System and Timeline	16
2.1 New York Generation Attribute Tracking System	16
3 Progress Toward New York State’s Policy Goals: 2020	17
3.1 Statewide Fuel Mix for Electricity Generation	19
3.2 Progress toward CES Mandate.....	20
3.3 Composition of Baseline Renewable Energy.....	25
3.3.1 Baseline Renewable Energy Exports.....	26
4 Tier 1	27

4.1	Tier 1 Annual Compliance Summary	27
4.2	Tier 1 Renewable Energy Certificate Banking Activity.....	29
5	Compliance with Zero-Emission Credit Obligations	31
6	Contribution of Voluntary Renewable Energy Activities to CES Progress	32
7	Key References and Links.....	34
	Endnotes	EN-1

List of Figures

Figure 1.	CES and NYGATS Timeline.....	16
Figure 2.	Actual and Future Projections Toward CES Mandate.....	18
Figure 3.	New York System Mix Calculation.....	19
Figure 4.	New York System Mix, 2020	20
Figure 5.	New York System Mix—Total Load and Renewable Energy	22
Figure 6.	Renewables in the 2020 New York System Mix	23
Figure 7.	New York System Mix Renewable Energy Comparison	24
Figure 8.	Baseline Generator Renewable Energy Exports by Technology and Year Comparison	26
Figure 9.	Tier 1 RECs by Technology, 2020.....	29

List of Tables

Table 1.	Summary of New York System Mix	21
Table 2.	New York System Mix Renewable Energy by Technology.....	23
Table 3.	Baseline Generation Contribution to New York System Mix	25
Table 4.	Renewable Energy Exports by Baseline New York Generators	26
Table 5.	Summary of 2020 Tier 1 RES Compliance Status	28
Table 6.	Tier 1 REC Banking Summary	30
Table 7.	Summary of 2020 ZEC Compliance	31
Table 8.	Voluntary Activity in NYGATS	33

Acronyms and Abbreviations

ACP	Alternative Compliance Payment
CCA	Community Choice Aggregation
CES	Clean Energy Standard
CHPE	Champlain Hudson Power Express
CPNY	Clean Path NY
Climate Act	Climate Leadership and Community Protection Act
CST	Customer-Sited Tier
DER	Distributed Energy Resources
DPS	Department of Public Service
EDP	Environmental Disclosure Program
GHG	Greenhouse gas
GWh	Gigawatt-hours
LIPA	Long Island Power Authority
LSE	Load Serving Entity
MW	Megawatts
MWh	Megawatt-hour
NYGATS	New York Generation Attribute Tracking System
NYCA	New York Control Area
NYISO	New York State Independent System Operator
NYP&A	New York Power Authority
NYS	New York State
NYSERDA	New York State Energy and Research Authority
OREC	Offshore Wind Renewable Energy Certificates
OSW	Offshore Wind
PSC	Public Service Commission
PSEG	Pacific Service Enterprise Group
RPS	Renewable Portfolio Standard
REC	Renewable Energy Certificate RES Renewable Energy Standard
SCC	Social Cost of Carbon
TBtu	Trillion British Thermal Units
VDER	Value of Distributed Energy Resources
ZEC	Zero-Emissions Credit

Summary and Progress to Date

This annual CES Progress Report summarizes compliance with the Renewable Energy Standard (RES) and Zero-Emissions Credit (ZEC) requirements for 2020 and reports on the cumulative clean energy activities in New York State that contribute to the achievement of CES mandate.³

The annual CES Progress Report is intended to inform the New York State Public Service Commission (PSC), Department of Public Service (DPS), market participants, and other interested parties on the annual and cumulative progress toward New York State's clean energy goals. Policymakers and interested stakeholders can use this information, along with other supporting facts, to make informed decisions on the policy's status and effectiveness as well as to inform any necessary programmatic adjustments. Annual progress reporting also provides actionable information to market participants, bolstering the development of a competitive renewable energy market.

The purpose of the CES Progress Report is as follows:

- Report on progress toward New York State's CES mandate as of December 31, 2020.
- Summarize aggregate Load Serving Entity (LSE) compliance with RES and ZEC obligations.
- Inform consumers, policymakers, and stakeholders regarding the characteristics of the State's electricity fuel mix.
- Describe outcomes of State programs, regulatory obligations, and voluntary market activity.
- Describe support for Maintenance Tier 2 at-risk eligible facilities.
- Report on Build-Ready Program activity.
- Document trends in key measures of renewable energy market activity.

S.1 Clean Energy Progress to Date

For the 2020 CES compliance year, the contribution from renewable energy resources to meet the State's electric load was 27.4%.⁴ This represents a 2.1% increase from the adjusted 2014 Renewable Energy Baseline.⁵ According to the New York Independent System Operator (NYISO), energy production within the entire New York Control Area (NYCA) was 55% emissions-free in 2020, due to wind, solar, hydroelectric and nuclear resources.⁶

It is anticipated that the State will see a significant acceleration in its progress over the coming years as many renewable energy projects enter operation from several procurement programs, including annual solicitations for new land-based renewables, offshore wind, solar incentive programs, and other State procurements. As of January 2022, New York State has a pipeline of contracted and awarded large-scale renewable generation projects that are expected to deliver 54,000 gigawatt-hours (GWh) annually, a 59% increase in the contracted and awarded pipeline compared to January 2021. The combined renewable generation portfolio of operating, contracted, and awarded projects is expected to generate approximately 63% of New York State's projected 2030 electricity demand.⁷

Additional 2022 contributions are expected from the 2021 Tier 1 renewables procurement with awards anticipated in the first quarter of 2022, and additional Tier 1 and offshore wind procurements expected later in the year, along with the NY-Sun initiative.

In December 2021, the New York State Department of Environmental Conservation published the New York State Statewide Greenhouse Gas Emissions Report⁸ which provided a detailed account of greenhouse gas (GHG) emissions in the State from 1990–2019. During this period, emissions from electricity generation dropped by 46%, acting as a major driver of New York State's decreasing GHG emissions. This drop is due in part to the significant decrease in the combustion of coal and petroleum products in the electricity generation sector and increasing generation from renewable energy sources.⁹

S.2 Large-Scale Renewable Projects under Construction and Entering Operation

In 2021, 19 large-scale renewable generation projects were under construction in New York State—the busiest construction year for new large-scale renewables in the State's history. Additionally in 2021, five large-scale renewable projects entered operation under the CES, totaling over 250 megawatts (MW) and expected to generate enough energy to power over 50,000 homes annually. In 2022, New York State Energy Research and Development Authority (NYSERDA) expects an increase in both large-scale projects under construction and entering commercial operation. These projects will build on the success of 2021, with an anticipated commissioning of over 700 MW of new renewable capacity into service, enough clean energy to power over 250,000 homes annually.

S.3 NY-Sun

In 2021, the NY-Sun initiative had a record-setting year with 557.44 MW of NYSERDA-supported projects. This was NY-Sun's biggest year in every sector, including residential/small commercial and projects benefitting low- to moderate-income customers. In September of 2021, Governor Kathy Hochul announced a new framework to achieve at least 10 gigawatts (GW) of distributed solar by 2030, enough to power nearly 700,000 homes annually.¹⁰

S.4 New York Power Authority and Long Island Power Authority

The Long Island Power Authority (LIPA) has continued its initiatives, with new clean energy programs in 2021 and expects the State's first offshore wind project to be in service at the end of 2022. The New York Power Authority (NYPA) is also coordinating with NYSERDA to implement procurement programs for land-based renewable energy and to facilitate behind the meter customer-sited distributed energy resources. NYPA will continue to focus on expanding new transmission across the State to facilitate the delivery of renewable resource generation to consumers. NYPA also operates the State's two largest hydroelectric power projects, which provide a substantial portion of New York State's clean energy supply.

S.5 Voluntary Clean Energy Activity

Renewable voluntary activity also continues to expand. At present, there are 71 municipalities in the State that are receiving electricity supply through Community Choice Aggregation (CCA) programs, and 47 have chosen 100% renewable energy as their default product mix. Forty-six of these communities have received credit for the Community Choice Aggregation—100% Renewable Default Product Mix, high-impact action through NYSERDA's Clean Energy Communities program. As CCAs continue to grow, it is expected to become a significant source of voluntary renewable energy purchasing.

S.6 New York Generation Attribute Tracking System

Much of the information in this report is obtained through the New York Generation Attribute Tracking System (NYGATS), which uses data provided by NYISO and other market participants to track the generation and distribution of renewable energy in the State, a function that supports the CES program and the voluntary renewable energy market. In addition, NYGATS supports the administration of the Environmental Disclosure Program (EDP),¹¹ which reports on the environmental characteristics of the electricity consumed in the State.

S.7 Load Serving Entity Obligations

Load Serving Entities (LSEs) met 82% of the 2020 Renewable Energy Standard (RES) obligation, while LSEs under the jurisdiction of the Public Service Commission (PSC) met 99% of their RES obligation, using a variety of methods including purchases from NYSERDA, other renewable supply, and/or the provision of alternative compliance payments (ACP).

Statewide, LSEs met 88% of the ZEC obligation, while LSEs under the jurisdiction of the PSC met 99% of their ZEC obligations.

Background

On August 1, 2016, the New York Public Service Commission (PSC) issued its Order Adopting a Clean Energy Standard (2016 CES Order).¹² The Clean Energy Standard (CES) was designed to fight climate change, reduce air pollution, and ensure a diverse and reliable low-carbon energy supply by implementing the 2015 State Energy Plan goal, stating that 50% of the State's electricity must come from renewable energy sources by 2030, as part of a strategy to reduce statewide GHG emissions by 40% by 2030.¹³

Upon adoption, the CES included a Renewable Energy Standard (RES) and a Zero-Emissions Credit (ZEC) requirement. In July of 2018, the PSC established an Offshore Wind Standard to further contribute to the 50% renewable energy requirement.¹⁴ All renewable energy consumed by end-use customers in New York State contributes to the CES, including generation supported by past, present, and future State renewable energy policies as well as voluntary renewable energy purchases.

In July of 2019, the Climate Leadership and Community Protection Act (Climate Act)¹⁵ was signed into law. The Climate Act mandates that (1) at least 70% of New York State electricity will come from renewable energy sources such as wind and solar by 2030 and (2) the State power system achieve zero-emissions by 2040.

In addition to the CES, the NY-Sun initiative was created to expand distributed solar photovoltaic (PV) capacity throughout New York State, utilizing public funds in a strategic manner to build a self-sustaining solar market. The initiative included an original goal of installing 3 gigawatts (GW) of PV capacity by 2023. Since the creation of NY-Sun, the State has made significant progress on its clean energy goals. The Climate Act set a 6-GW by 2025 mandate to help obtain 70% of the State's electricity from renewable resources by 2030 and 100% from emissions-free resources by 2040. Following the passage of the Climate Act, NYSERDA filed a petition in September 2019 requesting an additional \$573 million to support the expanded 6-GW policy goal and the extension of NY-Sun through 2025. The PSC approved this petition by issuing the Order Extending and Expanding Distributed Solar Incentives on May 14, 2020, authorizing an additional \$573 million in funding for NY-Sun. In December of 2021, NYSERDA and DPS filed the 10 GW Distributed Solar Roadmap.¹⁶

On April 2, 2020, the Accelerated Renewable Energy Growth and Community Benefit Act (Accelerated Renewable Act) was signed into law. The bill established a new large-scale renewable siting process to be managed by a new office within the Department of State and created a Build-Ready Program through which underutilized sites would be developed as renewable generation projects for private market construction and operation.¹⁷

On June 18, 2020, to implement the Climate Act, the staff of the DPS and NYSERDA jointly filed a White Paper on Clean Energy Standard Procurements to Implement New York's Climate Leadership and Community Protection Act.¹⁸ On October 15, 2020, the PSC issued its responsive Order Adopting Modifications to the Clean Energy Standard (2020 CES Order) in Case 15-E-0302.¹⁹ In the 2020 CES Order, the PSC adopted several modifications to the CES to align it with the Climate Act mandates. The 2020 CES Order also adopted a competitive procurement program under Tier 2 of the CES to secure the continued availability of existing renewable resources and authorized a new Tier 4 to support renewable energy projects that deliver energy to New York City. The Tier 4 procurement resulted in the largest transmission of projects contracted in New York State in the last 50 years. These projects are expected to deliver up to \$7.4 billion in societal benefits including GHG reductions and improved air quality. The contracts were submitted to the Public Service Commission in December 2021 for approval and are subject to a public comment period that will run through February 7, 2022.

On October 15, 2020, the PSC also issued its Order Approving the Build-Ready Program.²⁰ The program allows NYSERDA to obtain underutilized properties and prepare them for the construction of renewable energy projects. The properties will ultimately be made available to private developers through a competitive auction, after which the private developers will construct and operate renewable energy systems on the property.

1 New York State's Clean Energy Standard

The Clean Energy Standard (CES) requires that 70% of New York State electricity will come from renewable energy sources by 2030. All renewable energy consumed by end-use customers in the State contributes to the CES, including energy supported by past, present, and future State renewable energy policies such as:

- Renewable Energy Standard (RES)
- Renewable Portfolio Standard (RPS)
- NY-Sun initiative
- Clean Energy Fund (CEF)
- Value of Distributed Energy Resources (VDER)
- Offshore Wind
- Renewable energy procurements by Long Island Power Authority (LIPA) and New York Power Authority (NYPA)
- Voluntary renewable energy purchases

Lowering overall demand through energy efficiency is also an important contributor in achieving the CES. The Zero-Emissions Credit (ZEC) requirement ensures continued operation of certain existing at-risk upstate nuclear power plants, which produce emissions-free generation. Each of these components is described in detail in the following sections.

1.1 Renewable Generators

The CES establishes several tiers of eligible renewable energy generators.

1.1.1 Tier 1—New Renewable Energy Resources

To comply with the Tier 1 obligation, each Load Serving Entity (LSE) must demonstrate the delivery of renewable energy from certified facilities in quantities sufficient to meet a Public Service Commission (PSC)-specified percentage of its annual load served. LSEs include the investor-owned utilities, energy services companies (ESCO), jurisdictional municipal utilities, and direct customers of the New York Independent System Operator (NYISO),²¹ NYPA, and LIPA are voluntarily undertaking activities to meet RES goals proportional to their respective loads and notifies NYSERDA annually by sending a report on how they have contributed to the achievement of the Climate Act targets in the prior year. See section 1.5.

Each LSE's Tier 1 obligation is a function of its actual load in the subject compliance year and the PSC-determined compliance obligation percentage for that same compliance year.²² An LSE may satisfy its RES Tier 1 obligation through the acquisition and retirement of Tier 1 Renewable Energy Certificates (RECs). Tier 1 RECs can be purchased from NYSERDA, a third-party supplier, or through self-supply. Tier 1 RECs are retired by transferring them into the Environmental Disclosure Program (EDP) subaccount associated with the obligated load in the LSE's NYGATS account. In addition, LSEs may make alternative compliance payments (ACP) to NYSERDA or use a combination of both ACPs and Tier 1 REC retirements to achieve compliance. LSEs with RES Tier 1 RECs in excess of the current year obligation may bank such excess compliance for use toward RES Tier 1 obligations in either of the following two years, subject to certain limitations.

RES Tier 1-eligible RECs²³ are those generated by renewable energy projects that qualify as eligible resources under appendix A of the CES Order or the clarified renewable energy systems definition expanded in the 2020 CES Order with a commercial operation date on or after January 1, 2015. These sources must also meet the eligibility guidelines described in the RES Tier 1 Certification Application Instructions and Eligibility Guidelines.²⁴ Only renewable energy projects certified by NYSERDA as Tier 1 eligible can be issued Tier 1 RECs in NYGATS. Tier 1 certified renewable energy projects are publicly reported in the Operational Eligibility²⁵ report in NYGATS.

The CES Order authorized NYSERDA, as central procurement administrator, to award long-term contracts to Tier 1-eligible generators through annual competitive solicitations for the purchase of Tier 1-eligible RECs, in the form of Tier 1 NYGATS certificates. These RECs are then sold to obligated LSEs for use toward their Tier 1 compliance obligations. Information regarding Tier 1 agreements is reported in Open NY.²⁶

NYSERDA's first RES solicitation was issued in June of 2017; awards were announced in March 2018.²⁷ The first RES solicitation resulted in agreements with 26 facilities that, once operational, will generate more than 3.2 million megawatt-hours (MWh) of renewable electricity per year. The weighted average award price for the 2017 solicitation was \$21.71 per MWh of production over the 20-year term of the awarded contracts.

NYSERDA's second RES solicitation was issued in June 2018 with awards announced in January 2019.²⁸ The 2018 RES solicitation resulted in agreements with 20 facilities which, once operational, will generate more than 3.8 million MWh of renewable electricity per year. The weighted average award price for the 2018 solicitation was \$18.77 per MWh of production over the 20-year term of the awarded contracts.

The third RES solicitation was issued in April 2019 and resulted in agreements with 21 facilities, which are expected to contribute 2.6 million MWh annually of new renewable energy once operational. The weighted average price for these agreements was \$18.59 per MWh over the 20-year term.

The fourth RES solicitation, and the first to utilize the innovative Index REC pricing structure, was issued in July of 2020 and resulted in 22 agreements expected to contribute 4.1 million MWh per year of new renewable energy once operational. Under the Index REC price structure, projects receive a variable payment for their RECs that responds inversely to an index comprised of zonal market energy and capacity prices. This payment method is supported by the project development and finance community and provides greater revenue certainty for these projects, supporting reduced total cost impacts to ratepayers.

In August of 2020, NYSERDA filed a petition requesting authorization to provide developers with existing Fixed REC Tier 1 Renewable Energy (REC) agreements that had not yet reached commercial operation with a one-time option to substitute Index REC pricing for the existing Fixed-REC terms, based on a take-it-or-leave-it offer. NYSERDA's petition was granted by a November 2020 Commission Order.²⁹ Sixty of the sixty-two offers were accepted.

The fifth RES solicitation was issued in April 2021, the first to seek an expanded target of 4.5 million RECs per year to support the Tier 1 procurement trajectory identified in the CES White Paper needed to achieve the Climate Act target of 70% renewable energy by 2030. The results of the fifth RES solicitation are expected to be announced in early 2022.

1.1.2 Tier 2—Maintenance and Competitive

Tier 2 provides financial support to maintain the commercial operation of qualifying, renewable energy generation facilities that were operational prior to the Tier 1 eligibility date of January 1, 2015. Tier 2 includes both the Maintenance and Competitive Tier 2 programs as described below.

1.1.2.1 Maintenance

A March 2018 Order³⁰ refined the Tier 2 eligibility rules for renewable resources to receive maintenance financial support over a standard contract term of three years, executed between NYSERDA and the renewable energy facility. To be eligible for maintenance Tier 2, the renewable energy facility must have delivered energy to New York State consumers in 2014 as part of the CES renewable energy baseline. Maintenance resources must otherwise meet the same eligibility and delivery requirements as Tier 1 resources, except for hydroelectric facilities, which are eligible only up to 10 MW. Facilities eligible for maintenance support include all non-State-owned, run-of-river hydroelectric equal to or less than 10 MW; wind resources³¹ that are not currently under contract to sell the environmental attributes associated with the generated energy; and were in operation prior to January 1, 2015.

There is no LSE compliance obligation related to Maintenance Tier 2. In accordance with PSC orders, NYSERDA has funded these agreements through its previously collected but unspent funds.³² Information regarding Maintenance Tier 2 agreements is reported in Open NY.³³

1.1.2.2 Competitive

On January 27, 2020, NYSERDA submitted a petition (Tier 2 petition), which was adopted by the PSC in the CES Order, for a Competitive Tier 2 program to provide support to certain existing baseline renewable resources that are selected as part of three annual solicitations. Competitive Tier 2 eligibility is limited to non-state-owned, run-of-river hydroelectric facilities and wind facilities that entered commercial operation prior to January 1, 2015. Facilities selected in the solicitation receive a standard three-year Tier 2 REC contract from NYSERDA.

NYSERDA issued its first Competitive Tier 2 Request for Proposals³⁴ in January 2021; awards were announced in May 2021.³⁵ The first Competitive Tier 2 solicitation resulted in agreements with three hydroelectric facilities.

NYSERDA issued its second Competitive Tier 2 Request for Proposals³⁶ in August 2021; results were announced in October 2021. No awards were made under the second Tier 2 Request for Proposals as all bids exceeded the Confidential Maximum Bid Price.

There is an LSE compliance obligation related to Competitive Tier 2 which is an annually calculated per MWh rate that is applied to each LSE's actual wholesale load.³⁷

NYSERDA filed a Final Tier 2 Re-Sale Implementation Plan in October 2021.³⁸ This plan includes a description of the Competitive Tier 2 REC resale process, timing, and NYSERDA's interaction with the LSE obligations and reconciliation process.

1.1.3 Tier 4—New York City Renewable Energy

The PSC's 2020 CES Order established a new Tier 4 within the CES. This program aims to increase the penetration of renewable energy in New York City and thereby reduce reliance on fossil fuel generation in this densely populated area. Eligible Tier 4 resources include electricity generated through the use of the following technologies: solar thermal, solar PV, on-land wind, hydroelectric, geothermal electric, geothermal ground source heat, tidal energy, wave energy, ocean thermal, and fuel cells that do not utilize a fossil fuel resource in the process of generating electricity. Non-hydroelectric resources must have entered commercial operation on or after October 15, 2020 and hydroelectric resources must be existing or already under construction as of October 15, 2020. All eligible resources must be either located in New York City, or their energy must be delivered through a new transmission interconnection to the City.

NYSERDA issued its Tier 4 Request for Proposals³⁹ on January 13, 2021, with a proposal deadline of May 12, 2021. NYSERDA received bids from seven proposers. On September 20, 2021, Governor Kathy Hochul announced awards⁴⁰ for two projects, the Clean Path NY project (CPNY) and the Champlain Hudson Power Express (CHPE) project. These are the largest transmission projects contracted in New York State in the last 50 years. If approved, the CPNY and CHPE projects will leverage the State's existing robust contracted and awarded pipeline of large-scale renewable energy, comprised of nearly 100 solar, land-based and offshore wind projects totaling 12,300 MW of clean power—enough to power over six million New York State homes when completed. The State's commitment to building out new green energy transmission, led by 250 miles of new major upgrades already underway throughout the State and reinforced by this award, will allow the current contracted and awarded pipeline of renewables to power more than 60 percent of New York State's electricity from renewable energy once operational. As the largest transmission projects contracted for the State in the last 50 years, these projects will reduce the city's fossil fuel use for electricity by more than 80 percent in 2030 when combined with the State's deployment of clean energy and offshore wind.

The contracts were submitted to the Public Service Commission for approval and are subject to a public comment period that will run through February 21, 2022. The petition and contracts are available on the Department of Public Service's website⁴¹ under Case Number 15-E-0302. If approved, NYSERDA payments will commence for each respective project once the project has (1) obtained all required permits and local approvals, (2) completed construction, and (3) is delivering power to New York City. This is expected to begin in 2025 for the fully permitted CHPE project and in 2027 for the CPNY project.

1.1.4 Offshore Wind Standard

New York State is actively pursuing the development and procurement of offshore wind as an additional mechanism toward satisfaction of the CES. In 2017, New York State announced a commitment to support the installation of up to 2,400 MW of offshore wind capacity by 2030, a goal that was expanded to at least 9,000 MW by 2035 through the Climate Act in 2019.

In early 2018 NYSERDA released the award-winning New York Offshore Wind Master Plan and the Offshore Wind Policy Options Paper to provide a roadmap to fulfill the State's goals through cost-effective and responsible offshore wind development. NYSERDA issued its first Offshore Wind Request for Proposals in November 2018.⁴²

Offshore Wind Renewable Energy Certificates, or ORECs, represent the positive environmental attributes associated with one megawatt-hour of electricity generated from offshore wind resources and consumed by retail customers in New York State. ORECs represent an important source of revenue to enable renewable energy development from offshore wind, recognizing that the State's electricity markets do not directly value the environmental attributes associated clean electricity generation. As part of NYSERDA's contracts with offshore wind developers, NYSERDA will purchase ORECs from project developers as renewable energy is delivered to the State's electricity grid.

In October 2019, NYSERDA finalized contracts for its first two offshore wind projects, Empire Wind (816 MW, Equinor US Holdings, Inc., a joint venture with bp) and Sunrise Wind (880 MW Sunrise Wind LLC, a joint venture of Ørsted A/S and Eversource Energy) as the largest competitive procurement for offshore wind in the nation at that time.⁴³

In pursuit of the nation-leading goal of at least 9,000 MW of offshore wind energy in January 2020, NYSERDA submitted a petition with the PSC requesting authority to conduct a 2020 solicitation for at least 1,000 MW of ORECs, with flexibility to accept bids up to 2,500 MW. On April 23, 2020, the PSC issued an order approving NYSERDA's petition. In July 2020, NYSERDA issued the second solicitation⁴⁴ seeking to procure ORECs associated with 1,000 MW or more of offshore wind energy, coordinated with a potential \$400 million opportunity in public and private investments in port infrastructure.

In January 2021,⁴⁵ NYSERDA selected two offshore wind projects for contract negotiation under its second solicitation for offshore wind: Empire Wind 2 and Beacon Wind from Equinor Wind US LLC (Equinor joint venture with bp). Combined, the projects total nearly 2,500 MW and leverage almost \$3 of private funding for every \$1 of public funding for a combined \$644 million in investments for resilient port facilities in the Capital Region and Brooklyn.

With this combined portfolio, NYSERDA has procured more than 4,186 MW with an additional 132 MW contributing to the grid via the LIPA procurement of the South Fork Wind project (a joint venture of Orsted and Eversource Energy). The South Fork Wind Farm is slated for construction to begin in early 2022 with the expected completion of federal permitting in late 2021 thus providing the first offshore wind generated electricity to New York State in 2022. This robust portfolio of offshore wind projects is currently supported by five State ports contributing to the localization of supply chain and economic benefits via two manufacturing facilities on the Hudson River—the Ports of Albany and Coeymans, a premier sixty acre staging and assembly port at South Brooklyn Marine Terminal, and operations and maintenance hubs at Port Jefferson and Port of Montauk on Long Island, NY.

NYSERDA will purchase ORECs from awarded projects once they become operational and resell them to the LSEs for compliance with their OREC obligations. Each year, LSEs will be obligated to purchase the pro rata percentage of ORECs that represents the portion of the electric energy load served by the LSE in relation to the total electric energy load served by all LSEs.

Information regarding OREC agreements is reported in Open NY.⁴⁶ The contracts for Empire Wind and Sunrise Wind are appended, in full, to NYSERDA's comprehensive filing to the New York State Department of Public Service "Launching New York's Offshore Wind Industry: Phase 1 Report."⁴⁷

1.2 Renewable Portfolio Standard

New York State, through regulations adopted by the PSC, first enacted its RPS in 2004 with the goal of increasing the amount of renewable electricity used by consumers to 25% by 2013. In January 2010, the PSC expanded the RPS target to 30% and extended the terminal year of the program to 2015. The PSC established two tiers of resource types under the RPS. The Main Tier consisted primarily of medium- to large-scale electric generation facilities that delivered their electrical output into the power market administered by the NYISO. The Customer-Sited Tier (CST) consisted of smaller, behind-the-meter resources, such as photovoltaic systems, fuels cells, customer-sited wind facilities, anaerobic digester gas, and similar technologies that mostly produce electricity for use on site. The RPS also included a Maintenance Resource program, which was similar in nature to the current Tier 2 program, but with different eligibility criteria.

Under the Main Tier, NYSERDA also served the role of central procurement administrator, to award long-term contracts to eligible generators through periodic competitive solicitations for the purchase of the associated RECs. A portion of these projects are Tier 1 eligible; therefore, NYSERDA sells the associated RECs in a manner similar to those from other Tier 1 RES projects. Information regarding RPS agreements is reported in the annual New York State Clean Energy Standard and Renewable Portfolio Standard Solicitations for Long-Term Contracts report⁴⁸ as well as Open NY.⁴⁹

NYSERDA's continued support for CST renewables is now housed within the CEF, which includes the NY-Sun initiatives for solar resources. Separate reporting⁵⁰ regarding the installed renewable energy generation capacity supported through the CEF can be found on NYSERDA's website. The annual NY-Sun Performance Report⁵¹ contains a holistic representation of historic and ongoing support for distributed solar.

1.2.1 Baseline Generators

A DPS white paper,⁵² which preceded the CES Order, cited data from EDP regarding the amount of renewable energy consumed in the State in 2014 to establish a baseline amount of renewable generation serving the State's load to measure progress. NYGATS is now used to calculate the Statewide Fuel Mix for EDP, referred to as the New York System Mix.

The generation associated with renewable energy facilities that delivered energy to New York State consumers in 2014 is referred to as the CES Renewable Energy Baseline or baseline.⁵³ This baseline includes NYPA hydropower assets, Main Tier and CST facilities, RPS Maintenance Resources, imported renewable energy, voluntary renewable energy purchases, and other independently owned renewable energy generation resources. The renewable energy baseline in 2014 was calculated as 41,296 gigawatt hours (GWh) or 25.9% of the 2014 EDP Statewide Fuel Mix. The 2014 baseline has been adjusted to 40,292,056 GWh or 25.3% of the 2014 EDP Statewide Fuel Mix due to the removal of biomass and biogas resources no longer considered renewable per the Climate Act and CES Order.

Baseline facilities generating RECs that are retired in the State are counted toward CES achievement. Due to the nature of energy market transactions across borders, the 2020 baseline renewable energy may include or exclude imported renewable generation that was part of the 2014 baseline calculation. Differences between years may also be attributable to the variations in climatic conditions each year as generation from renewable resources (also referred to as intermittent resources) is weather-dependent.

Additionally, some baseline renewable resources have the opportunity to export energy and the associated attributes into adjacent markets. Policymakers will continue to monitor the amount of baseline resource exports. Accordingly, this report summarizes and tracks baseline generation by technology over the years of the CES, including the amount of baseline renewable energy exported.

1.3 Value of Distributed Energy Resources and NY-Sun Initiative

In 2017, the commission established a mechanism to transition to a new way to compensate distributed energy resources (DER). This mechanism, called the Value of Distributed Energy Resources (VDER), established tariffs to replace the compensation mechanism of net energy metering (net metering or NEM). The transition is intended to encourage the location, design, and operation of DER in a manner that maximizes benefits to the customer, the electric system, and society, while also ensuring the development of the clean generation needed to meet the necessary and aggressive goals embodied in the CES. Under VDER, the compensation paid to eligible generation resources is based on a set of value elements referred to as the Value Stack. One component of the Value Stack is compensation for the environmental value of the generation. This value is based on the higher of the latest Tier 1 REC procurement price published by NYSERDA or the Social Cost of Carbon (SCC) as calculated by DPS.⁵⁴ Since the utility companies that must implement VDER tariffs are providing Environmental Value, the PSC ordered that the Tier 1 RECs created by DER would flow to the utility company and be eligible for use toward that utility's Tier 1 compliance obligations.⁵⁵

In April 2019, the PSC released an updated Value Stack Order,⁵⁶ which allowed projects under 750 kilowatts (kW) AC exclusively serving a host load to have a choice of Value Stack or Phase 1 Net Metering. Projects that previously opted into the Value Stack by default converted to Phase 1 NEM and are no longer Tier 1 eligible. On December 9, 2019, DPS issued a new whitepaper⁵⁷ describing potential successor tariffs for mass market projects, but no action was implemented, with DPS requesting an extension of Phase 1 NEM for new projects (both mass market and on site under 750 kW AC) until January 1, 2021. While many DER installations have been supported by the State through CST incentive programs or NY-Sun, NYSERDA makes no claim to the environmental attributes of that generation. Through PSC action in the VDER proceeding, NYSERDA relinquished all rights to any environmental claims or RECs for NY-Sun and RPS CST projects to which it may have made claims under previous policies.⁵⁸

On November 25, 2019, NYSERDA filed a petition⁵⁹ requesting additional NY-Sun funding and an extension of the initiative through 2025. The petition sought to expand the program and build on its success to meet the target established under the Climate Act, to develop a total of 6 GW of distributed solar by 2025. In May 2020, the PSC issued an order⁶⁰ approving NYSERDA's petition to expand the program and to increase participation by and benefits to low-income individuals and disadvantaged communities.

In September of 2021, Governor Kathy Hochul announced the expansion of the NY-Sun initiative⁶¹ to achieve at least 10 GW of solar energy by 2030. The projects resulting from the expanded goal are expected to power nearly 1.7 million homes and will be advanced comprehensively, including serving those in disadvantaged communities. In December of 2021, a new Solar Roadmap was submitted by NYSERDA and DPS staff to the New York State Public Service Commission.⁶²

1.4 Build-Ready Program

On June 5, 2020, NYSERDA filed a petition to implement the Clean Energy Resources Development and Incentives Program (Build-Ready Program) to facilitate the development of renewable generation in New York State. The commission approved the petition on October 15, 2020, providing authorization for the program and associated funding.

The Build-Ready Program surveys the State for potentially suitable sites for renewable generation, acquires interests in real property for sites that appear promising, and then conducts site-by-site reviews of siting feasibility, including environmental review and interconnection options. The Build-Ready Program will seek the permits and other required agreement necessary for construction of a renewable energy facility and will then competitively offer these sites to private renewable energy developers, bundled with a long-term contract for RECs. NYSERDA issued its Build-Ready Site Prospecting RFI in August 2020 and renewed the RFI⁶³ in August 2021.⁶⁴

In January of 2021, NYSERDA filed the Build-Ready Implementation Plan⁶⁵ and on March 31, 2021, filed the Build-Ready 2020 Annual Progress Report.⁶⁶ NYSERDA has advanced the first suite of Build-Ready project sites through initial assessment and analysis of technical development potential and continues to advance sites on an individual basis. The Build-Ready Program is advancing a solar project on a privately owned former iron ore mine that was closed in the 1970's. The project is to be sited on a former tailings pile with a potential buildable area of 172 acres located in the Town of Clifton, St. Lawrence County, appropriate to host a 20 MW solar project. The Build-Ready Program is progressing with efforts to advance this project through further securing site control, performing environmental studies, progressing interconnection, and engaging with the host community.⁶⁷

1.5 Long Island Power Authority and New York Power Authority

LIPA and NYPA have committed to adopting renewable targets that will achieve the CES mandate and provide updates to NYSERDA annually. See summary below on how they have contributed to the Climate Act targets in the prior year.

1.5.1 Long Island Power Authority

According to the 2019 Public Service Enterprise Group (PSEG) Long Island Utility Annual Update, the utility is positioned to comply with the State's targets through past and future investments in offshore wind, energy efficiency, and new renewable energy.⁶⁸

LIPA continues to transition the electric grid away from fossil fuels for Long Island and the Rockaways in step with the State's Climate Leadership and Community Protection Act. Transitioning to a carbon-free electric grid requires both adding new clean sources of energy and retiring older, fossil-fueled power plants, which involves a significant investment that will create a cleaner and more resilient grid, increase jobs, and improve Long Island's environment.

To advance the clean energy transition, LIPA is taking the following actions:

- LIPA and Con Edison conducted a study for the interconnection of 9,000 MW of offshore wind in the regional grid.
- Every three to five years LIPA conducts an Integrated Resource Plan (IRP) to study the future supply- and demand-side resources needed to power the Long Island grid. LIPA is currently developing its 2022 IRP that will chart a path toward a zero-carbon electric grid by 2040, while meeting electric customer needs reliably and affordably. Key objectives for LIPA's IRP include:
 - Supporting and meeting CLCPA goals
 - Retiring fossil-fueled generation
 - Integrating substantial amounts of renewable energy resources
 - Identifying the impacts of beneficial electrification
 - Increasing the availability of clean energy technologies in disadvantaged communities

This snapshot of actions, initiatives, and objectives demonstrate that Long Island's transition away from fossil fuels is well underway as Long Island continues to be a leader in clean energy, not just in New York State but nationwide.

1.5.2 New York Power Authority

NYPA operates the largest hydroelectric power projects in New York State—the 2,441 MW Niagara Power Project in Lewiston and the 800 MW St. Lawrence-Franklin D. Roosevelt Power Project in Massena, providing the reliable base of renewable generation. NYPA also owns and operates the Blenheim-Gilboa Pumped Storage Power Project and more than 1,400 circuit miles of transmission lines around the State supporting the integration and conveyance of renewable energy.

NYPA provides power to State and local governments with comprehensive energy portfolio options to meet individual customer needs while partnering with them to advance the overall energy goals of the State. NYPA is collaborating closely with its customers to achieve the CES goals in ways that best meet their varying needs. As customer contracts are renewed, NYPA is including provisions to allow for recovery of costs associated with the CES and expects that the majority of customer contracts will include CES provisions by 2022.

As part of NYPA's VISION2030 strategic plan launched in December 2020, NYPA has committed to supplying customers with 70% renewable energy by 2030. To achieve this goal, NYPA is undertaking efforts to enhance its hydroelectric resources, decarbonize its natural gas plants and support the build-out of new and upgraded transmission systems to ensure the effective integration of renewables. NYPA is also actively advancing the contracting and construction of customer-sited distributed renewables with a

pipeline of more than 200 MW of solar and energy storage projects complementing its long-standing efficiency program and growing a statewide public electric vehicle fast charging infrastructure via its EVolveNY initiative. As part of its VISION2030, NYPA is working to transition its fossil fuel power plants to cleaner energy technologies to achieve zero carbon emissions by 2035 for its natural gas fleet.

1.6 Voluntary Renewable Energy Activities

Opportunities for consumers of all types to voluntarily purchase renewable energy emerged during the earliest days of electric industry restructuring in many states, including New York. During the years of the RPS program, there was a small but consistent contribution from voluntary market activities to its renewable energy goals. The 2016 CES Order contemplated voluntary contributions from renewable energy to continue to provide a portion of the renewable energy supply to meet the CES goals, above and beyond LSE compliance obligations under the RES. Voluntary purchases can be made by both large and small end users, and may derive from green tariffs offered by utilities, renewable energy products offered by competitive LSEs, Community Choice Aggregation (CCA), or customized solutions coordinated directly between large end users and renewable energy generators. Corporate interest in renewable energy purchases has increased in recent years on a global basis and it is expected that voluntary market activities in the State will increase throughout the course of the CES. Customers who choose to participate in behind-the-meter renewable generation projects are another example of a voluntary activity that increases the amount of renewable energy serving the State's electricity needs.

A CCA gives a municipality the ability to pool their electrical load in order to negotiate supply on behalf of residents, businesses, and municipal accounts. CCA also allows a municipality to design a program that reflects local preferences and needs, including a preference for cleaner power sources. At present, there are 71 municipalities in New York State that are receiving electricity supply from CCA and 46 have chosen 100% renewable energy as their default product mix. As CCA continues to grow, it is expected to become a significant source of voluntary renewable energy purchasing.

In 2020, CCAs procured and retired RECs to offset 1,117,009 MWh of electrical load served by CCAs. These RECs were primarily produced by State hydroelectric generators.

1.7 Zero Emissions Credit Requirement

The CES also includes a ZEC requirement with a compliance year that occurs from April 1 through March 31 of each year. The associated LSE ZEC obligation ensures the continued operation of certain existing at-risk upstate nuclear power plants. While the ZEC obligation is part of the CES, the generation represented by ZECs, while carbon free, is not counted toward the renewable mandate.

ZEC obligations are satisfied exclusively through the purchase of ZECs from NYSERDA. The ZEC supply is largely fixed according to a maximum quantity included in the CES Order, and the price at which NYSERDA purchases ZECs from the generators is administratively determined for each two-year tranche, by formula, as defined in appendix E of the PSC's August 1, 2016, CES Order. LSE ZEC obligations are determined by their load share of the total New York State load served by LSEs. The PSC approved the ZEC Implementation Plan⁶⁹ which modified how LSE payments to NYSERDA are determined. Since the number of ZECs are capped and LSEs are required to purchase ZECs from NYSERDA, there is no need for ongoing adjustments or flexibility mechanisms. As a result, there is no ACP option for fulfilling the ZEC obligation, and ZECs may not be banked or traded.

1.8 Energy Efficiency Targets

New York State re-affirmed our commitment to energy efficiency in the 2018 State of the State address, while recognizing much work remained to realize the full potential of energy efficiency for New Yorkers. Meeting the new energy efficiency target will deliver nearly one-third of the GHG emissions reductions needed to meet the State's climate goal of 40% reduction by 2030. The State's investor-owned utilities have been called on to achieve more in both scale and innovation through their energy efficiency activities.

On December 13, 2018, the PSC issued an Order Adopting Accelerated Energy Efficiency Targets.⁷⁰ The order adopts a goal of 31 trillion British thermal units (TBtu) of additional site energy reduction by the State's utilities above existing efficiency goals and toward the achievement of a 2025 target. The energy efficiency target for investor-owned utilities will more than double utility energy efficiency progress by 2025, relative to maintaining their prior goals.

The historic Climate Act signed into law in July 2019 requires the State to achieve a carbon-free electricity system by 2040 and to reduce GHG emissions at least 85% below 1990 level by 2050. Implementation of the Climate Act will target investments to benefit disadvantaged communities, create tens of thousands of new jobs, improve public health and quality of life, and provide all New Yorkers with more robust clean energy choices. Through the Climate Act, the New Efficiency New York goal to achieve 185 TBtu of on-site energy savings by 2025, along with a doubling of the State's distributed solar goal to 6 GW by 2025, and the strengthened energy storage target of 3 GW by 2030 are now codified in law. These Climate Act goals reinforce the importance of the CEF as a foundation for statewide emission reductions progress.

While NYGATS contains data on total load and changes can be observed through annual reporting, these changes may not reflect or be solely related to energy efficiency activities. Reporting on progress toward the achievement of the energy efficiency goals is provided separately.

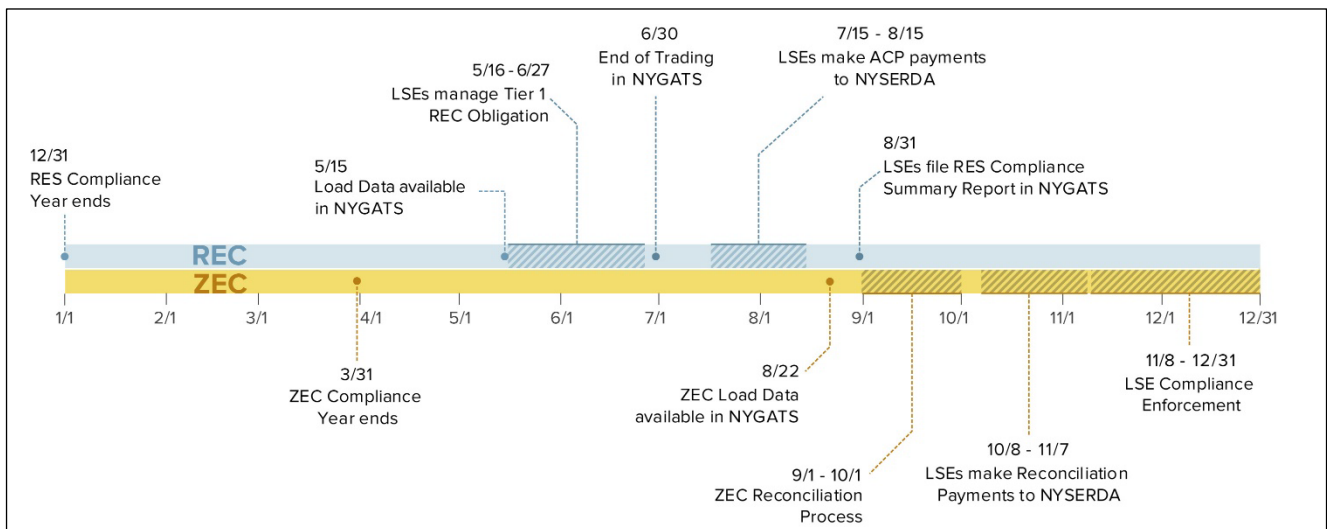
2 System and Timeline

2.1 New York Generation Attribute Tracking System

The New York Generation Attribute Tracking System (NYGATS) is an online certificate-tracking system that records information about electricity generated, imported, and consumed within the State. Using data provided by the NYISO and unique serial numbers, NYGATS issues, tracks, and manages energy attribute certificates and RECs. Registered NYGATS users can trade, retire, or verify and substantiate ownership of RECs to support compliance or voluntary claims. Certificates can be bundled and traded with megawatt-hours of energy, but this is not a requirement in NYGATS.

NYGATS supports reporting of the environmental characteristics of electricity consumed in the State through the EDP⁷¹ and the CES and raises market confidence by preventing double counting of RECs, providing public reports, and recording a full audit trail of all transactions to support the integrity of the RECs issued and held in the system. All energy generated in, imported into, or exported out of the State is tracked and verified through NYGATS. NYGATS also contains data on the load served by State LSEs and is used as the basis for achieving and verifying LSE compliance with CES obligations. NYGATS is the primary data source for this report and much of the source data is publicly available on its website.⁷² Figure 1 provides key dates for both REC and ZEC NYGATS timelines.

Figure 1. CES and NYGATS Timeline



3 Progress Toward New York State’s Policy Goals: 2020

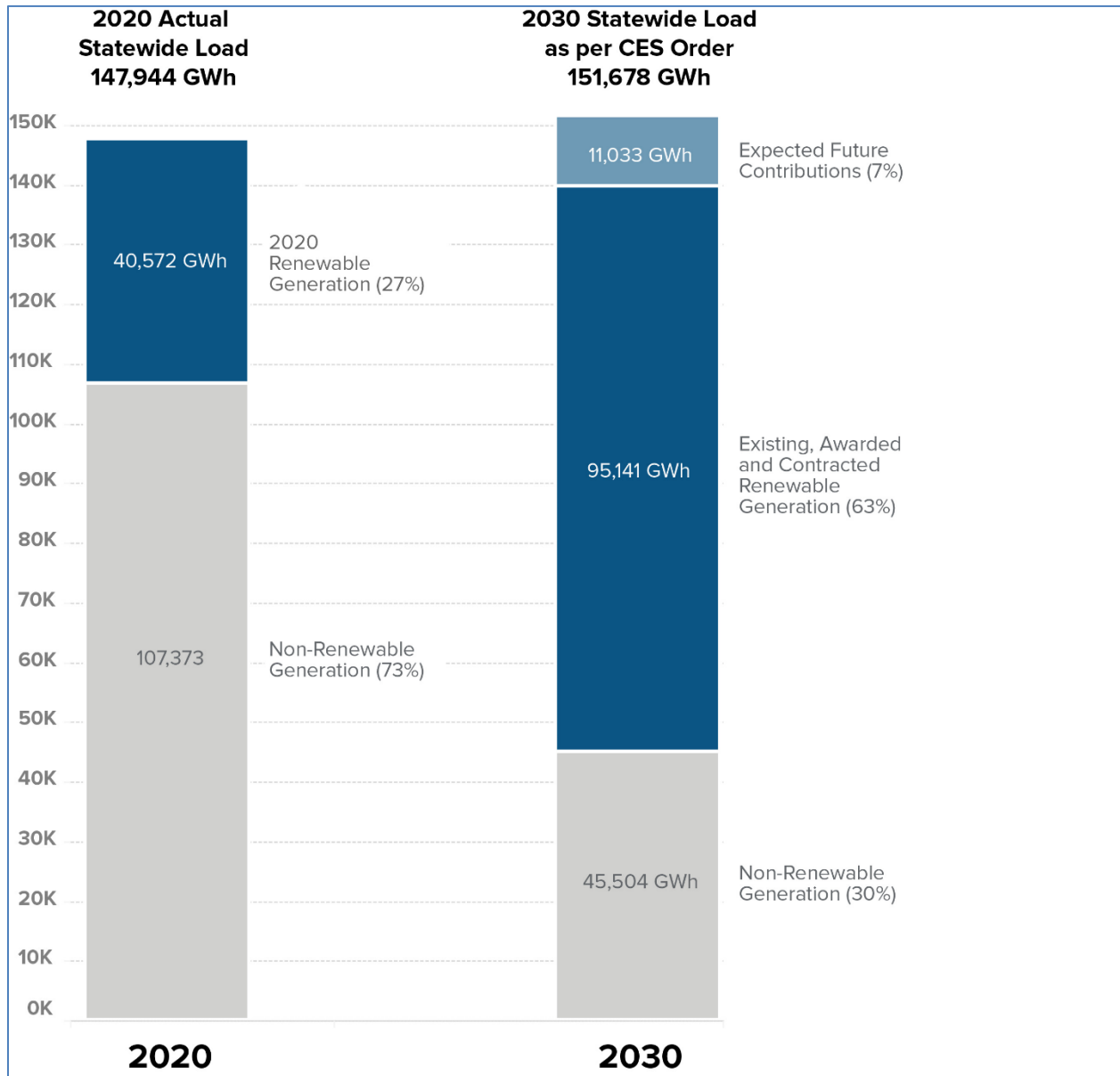
In 2020, the contribution from renewable energy resources to meet the State’s electric load rose from the adjusted 2014 baseline of 25.3% to 27.4%.⁷³

Since 2018, NYSERDA awarded a total of approximately 12,300 MW of new large-scale renewable energy contracts to projects actively under development. Collectively, once these projects are operational, they will provide enough renewable energy to power over six million households, a globally significant advancement in renewable energy, and meet nearly 30% of the State’s electricity needs by 2030. Combined with operating renewables and NY-Sun 10 GW pipeline, once operational, this represents more than 60% of New York State’s electricity from renewable energy.

Figure 2 depicts the generation sources (including non-renewable and renewable) serving the State’s electric load in 2020, plus the expected progress toward the 2030 goal. Long-term progress includes approximately 54,000 GWh of generation associated with the awarded and contracted renewable pipeline resulting from several procurement programs, including annual solicitations for new renewables, offshore wind, solar incentive programs, and other State procurements projects, with additional contributions expected from distributed energy resources. Once operational, these projects, coupled with the currently operating renewable generation, are expected to result in an overall 63% renewable generation mix in 2030 (Figure 2).

The remaining expected future contributions toward CES achievement will be met with renewable contributions from land-based, large-scale renewables, offshore wind, and distributed energy resources including additional 2022 contributions expected from the 2021 Tier 1 renewables procurement with awards anticipated in the first quarter of 2022, and additional Tier 1 and offshore wind procurements expected later in the year, along with the NY-Sun initiative.

Figure 2. Actual and Future Projections Toward CES Mandate

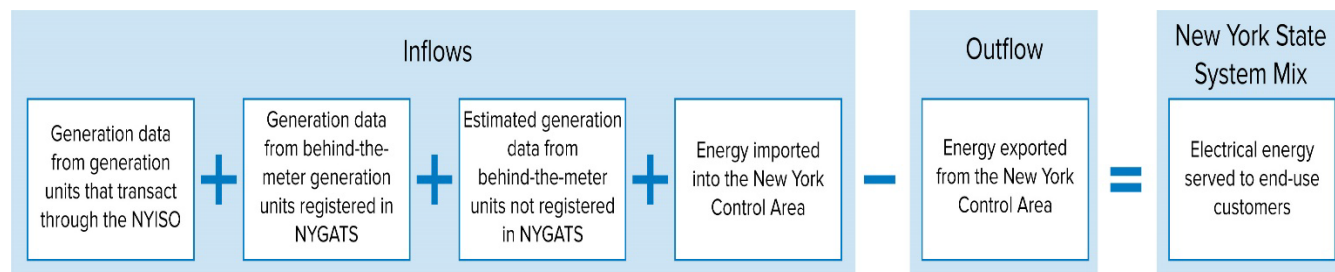


The following sections present more detailed information regarding the energy that served electricity consumers in 2020.

3.1 Statewide Fuel Mix for Electricity Generation

The New York System Mix represents the electric energy served to end-use customers and is based on the inputs shown in Figure 3, which include both inflows and outflows of energy. Progress toward the CES mandate is measured by tracking the renewable energy contributing to the New York System Mix throughout the years of the CES.

Figure 3. New York System Mix Calculation

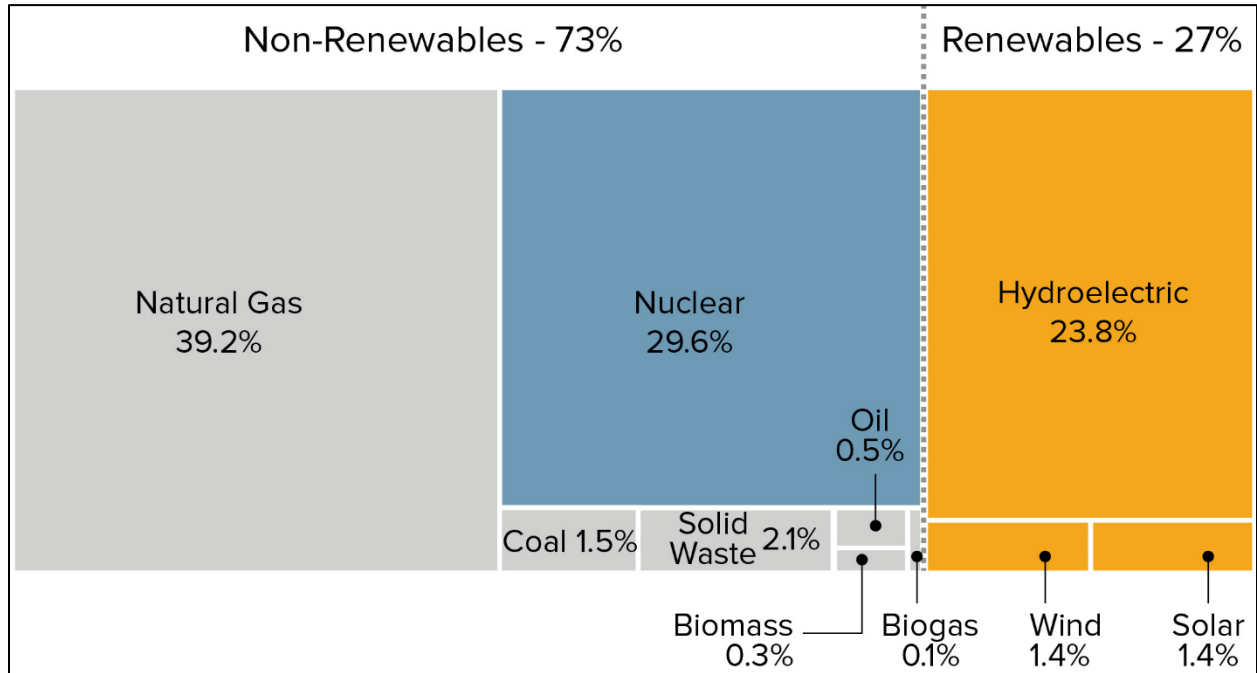


Using these inputs, NYGATS calculates the average amount of each fuel type used to generate electricity and the associated average emissions. Fuel type and emission information is then matched to the generation used by electricity customers. The output of the New York System Mix represents the average characteristics of the electricity consumed in the State each year. This is different from, but inclusive of, the unique mix that electricity providers deliver to their customers. The New York System Mix can be used to track progress toward State energy and emission goals, and assess the performance of electricity providers, generators, and policies.

Figure 4 summarizes the 2020 New York System Mix from NYGATS, displaying data on the types and quantities of fuels used to supply New York State’s electric load. The New York System Mix uses NYGATS certificate data for energy that served New York State’s load in 2020, including certificates that were retired for voluntary or compliance purposes or banked for future use. Renewable energy resources contributed 27.4% of the electrical energy consumed in 2020.

Figure 4. New York System Mix, 2020

Source: NYGATS



3.2 Progress toward CES Mandate

Progress toward the CES mandate is summarized in Table 1, including sources of renewable energy supply (by eligibility) and total electric load. The quantities represent all compliance year renewable energy supply settled in the State, through NYGATS, and considers all renewable energy imports and exports. The Climate Act’s definition of “renewable energy systems” does not include biomass and biogas; therefore, 2014 has been adjusted to classify these fuel types as non-renewable.⁷⁴

Table 1. Summary of New York System Mix*Source: NYGATS*

	2014	2020
Generation from Baseline Renewable Energy (MWh)	40,292,056	39,051,463 ^c
Generation from Tier 1-Eligible Energy (MWh) ^a	N/A	1,563,127 ^d
Total Renewable Energy (MWh)	40,292,056	40,571,580
Total Load (MWh) ^b	159,146,663	147,944,438
% Renewable Energy serving Load (%)	25.3%	27.4%

- ^a Tier 1 Energy includes generation from fuel cells that utilize natural gas as a fuel source as were previously eligible under Tier 1. Since these generation projects are fired with natural gas, their MWhs are reported as natural gas in the New York System Mix, which is consistent with the fuel reporting in the 2014 Statewide Fuel Mix. Therefore, the Baseline Renewable Energy plus Tier 1-Eligible Energy will not equal the Total Renewable Energy.
- ^b Includes LSEs, municipal utilities, and direct customers. Pursuant to the NYGATS Operating Rules, load is calculated by using NYISO version 2 settlement data and adding generation from load modifiers utilized by distribution utilities. The load modifier data adjusts the total load as well as the total load served by the LSE utilizing the load modifier(s). The adjusted total load served by each LSE is then divided by the adjusted total statewide load to determine the percentage of total load served by each LSE. The total quantity of renewable energy serving State load includes both baseline and Tier 1 energy supply.
- ^c Excludes biogas and biomass and fuel cells.
- ^d Includes fuel cell and biogas.

Figure 5 represents the total load compared to the percentage associated with renewable energy and the portion of the renewable generation from Tier 1 resources for 2014 and 2020.

Figure 5. New York System Mix—Total Load and Renewable Energy

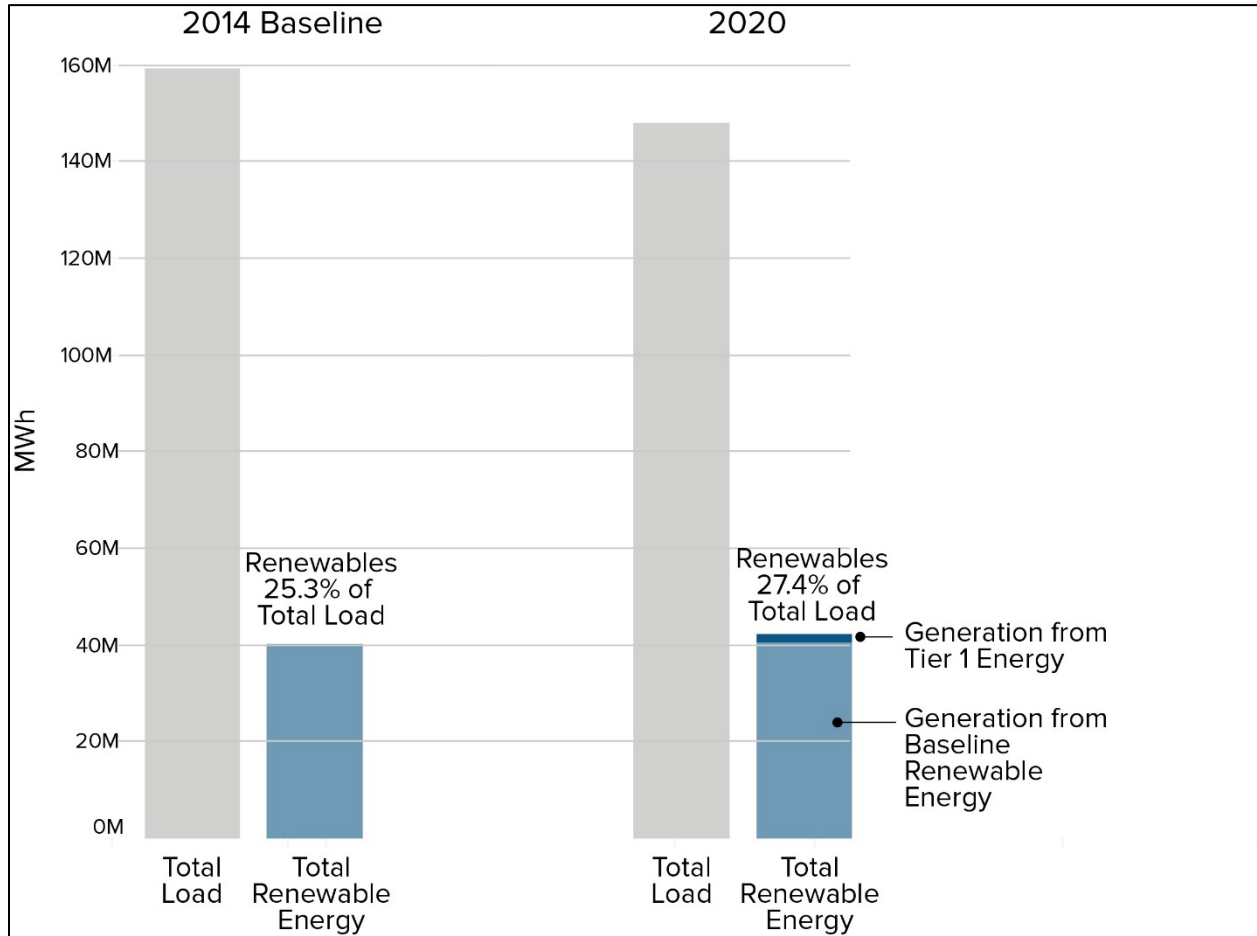


Figure 6 breaks down the renewable portion of the 2020 New York System Mix by type. This figure illustrates that baseline renewables, which include generation from NYPA hydroelectric⁷⁵ facilities, and imported renewables comprise the largest amount of renewable energy in the 2020 New York System Mix.

Figure 6. Renewables in the 2020 New York System Mix

Source: NYGATS

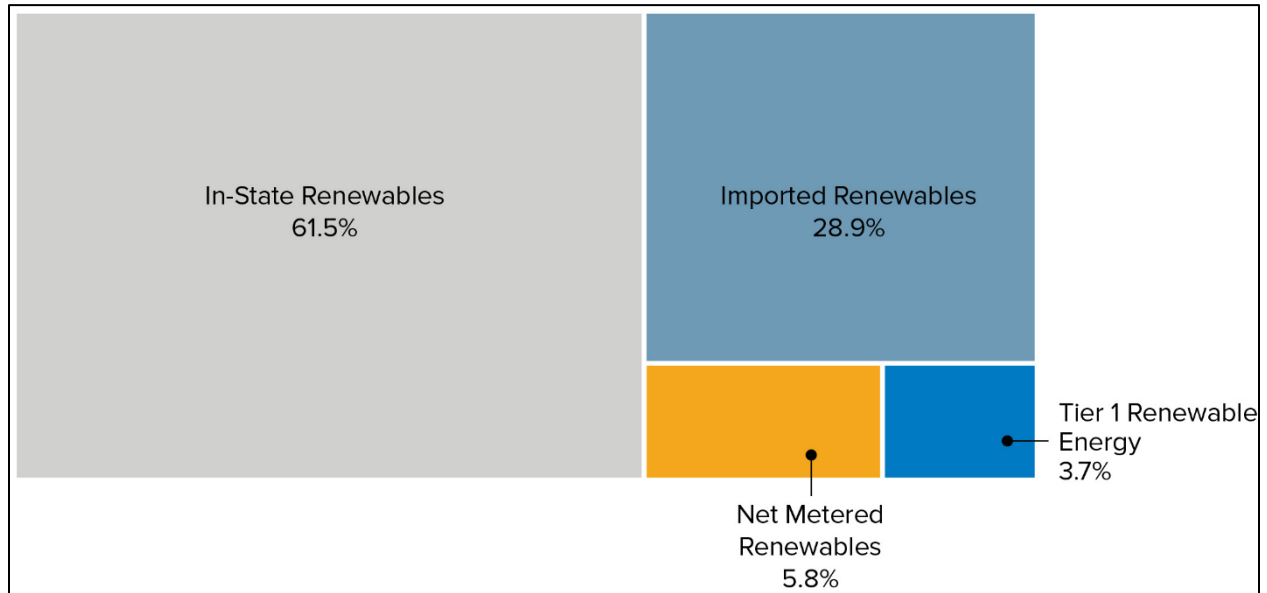


Table 2 shows renewable energy in the New York System Mix by technology as well as the differential contribution between 2014 and 2020. Contributions from solar increased while hydroelectric and wind technologies decreased. Variations in climatic conditions in a given year can result in increases or decreases in generation from renewable resources as they are weather-dependent.

Table 2. New York System Mix Renewable Energy by Technology⁷⁶

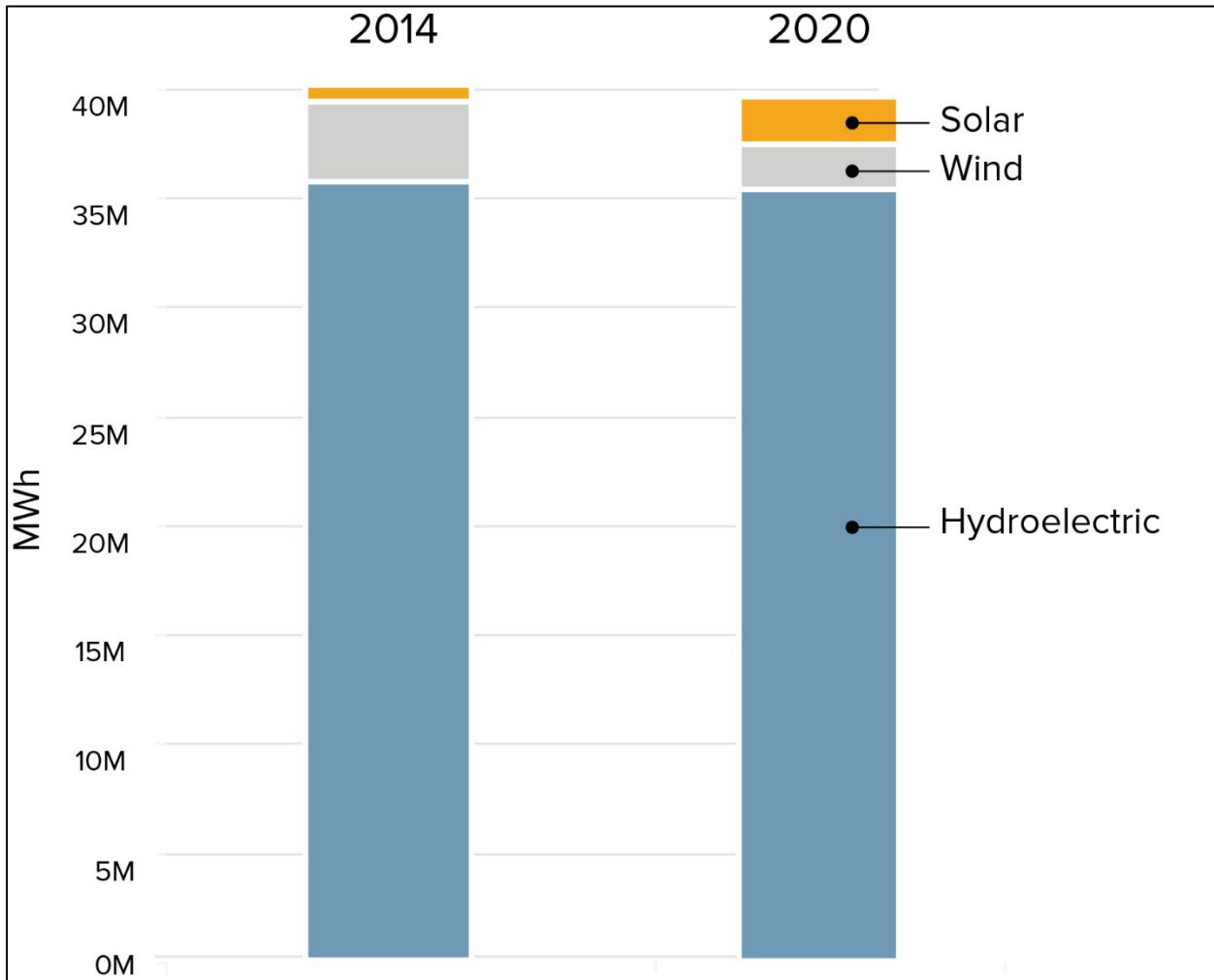
Source: NYGATS

Fuel Type ^a	2014 MWhs	2020 MWhs	MWh Change
Hydroelectric	35,834,762	34,885,462	-949,300
Solar	681,610	2,616,876	1,935,266
Wind	3,775,684	3,069,241	-706,443
Total	40,292,056	40,571,580	279,524

^a The Climate Act’s definition of “renewable energy systems” does not include biomass and biogas.

Figure 7 depicts renewable energy by technology for the years 2014 and 2020.

Figure 7. New York System Mix Renewable Energy Comparison



3.3 Composition of Baseline Renewable Energy

Table 3 shows the contribution from baseline renewable energy generators by technology and the changes between years 2014 and 2020. For 2020, the contribution from the baseline renewable energy generators includes all the non-Tier 1 certified energy in the New York System Mix and demonstrates that the overall contribution from baseline renewable energy resources decreased from 2014 to 2020.⁷⁷

Table 3. Baseline Generation Contribution to New York System Mix

(Excludes Tier 1 Renewable Energy).⁷⁸

Source: NYGATS

	2014 ^a		2020 (New York System Mix)	
	CES Baseline MWhs	Percentage	Non-Tier 1 MWhs	Percentage
Biogas	394,314	0.2%	223,363	0.2%
Biomass	609,293	0.4%	435,626	0.3%
Coal	7,205,000	4.5%	2,162,981	1.5%
Natural Gas	58,454,000	36.7%	57,396,613	39.2%
Nuclear	49,409,000	31.0%	43,320,759	29.6%
Oil	708,000	0.4%	701,840	0.5%
Solid Waste	2,075,000	1.3%	3,088,666	2.1%
Non-Renewable Energy	118,854,607	74.7%	107,329,848	73.3%
Hydroelectric	35,834,762	22.5%	34,851,335	23.8%
Solar	681,610	0.4%	2,088,261	1.4%
Wind	3,775,684	2.4%	2,111,866	1.4%
Renewable Energy^b	40,292,056	25.3%	39,051,463	26.7%
Total (Baseline)	159,146,663	100.0%^c	146,381,311	100%^e

The Climate Act’s definition of “renewable energy systems” does not include biomass and biogas; therefore, 2014 has been adjusted to classify these fuel types as non-renewable.

^b Tier 1 Energy includes generation from Fuel Cells that are fired by Natural Gas as this technology is eligible under Tier 1. Since these generation projects are fired with Natural Gas their MWhs are reported as Natural Gas in the New York System Mix, which is consistent with the fuel reporting in the 2014 Statewide Fuel Mix. Therefore, the Baseline Renewable Energy plus Tier 1 Energy will not equal the Total Renewable Energy.

^{c, d, e} Numbers may not add up to 100% due to rounding.

3.3.1 Baseline Renewable Energy Exports

Table 4 displays in aggregate the number of RECs exported from baseline renewable generation units located in the State during the compliance year. Since there was no tracking system in place at the time the CES baseline was calculated, a comparison cannot be made to the level of renewable energy exports that occurred in the CES baseline year of 2014.

Table 4. Renewable Energy Exports by Baseline New York State Generators

Installed Prior to January 1, 2015.⁷⁹

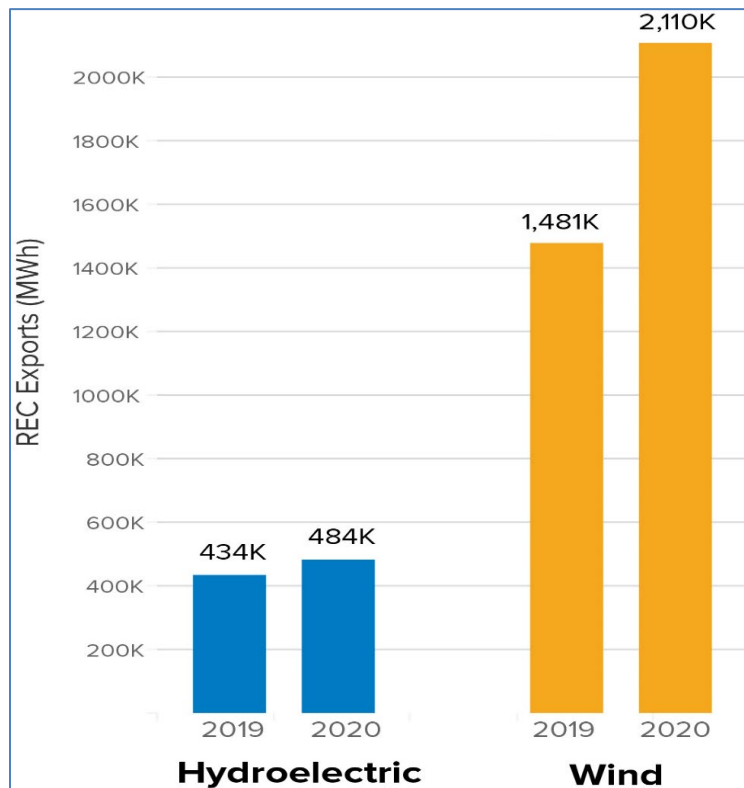
Source: NYGATS

Technology	2019 REC Exports	2020 REC Exports	MWh Change from 2019–2020
Hydroelectric ^a	433,611	483,963	50,352
Wind	1,480,592	2,109,533	628,941
Total Baseline Renewable Energy Exports ^b	1,914,203	2,593,496	679,293

^a Number excludes exports from NYPA hydroelectric facilities.

^b Excludes Biogas for 2019 and 2020.

Figure 8. Baseline Generator Renewable Energy Exports by Technology and Year Comparison



4 Tier 1

4.1 Tier 1 Annual Compliance Summary

Table 5 summarizes the results of the NYSERDA and DPS review of Tier 1 compliance for 2020. Tier 1 compliance mechanisms are summarized, in aggregate, for all jurisdictional LSEs as well as for LIPA and NYPA. A full list of LSEs active during the year can be obtained through NYGATS, via the EDP Label Reports.⁸⁰

The data is inclusive of NYSERDA Tier 1 REC activities. In 2020, NYSERDA purchased 339,179 Tier 1 RECs through its long-term contracts. These 2020 Tier 1 RECs were offered for sale to jurisdictional LSEs toward their Tier 1 compliance; the LSEs have purchased 334,518 vintage 2020 Tier 1 RECs to date. The 2020 Tier 1 REC obligation percentage for all LSEs participating in the CES was 2.84%.

As of the date of this report's issuance, the jurisdictional LSEs used a combination of current and banked vintage Tier 1 RECs as well as ACPs to reach 99% compliance. A small number of LSEs did not meet their compliance obligations due to bankruptcy, ceasing operation during the compliance year, or no longer providing retail energy in New York State. LIPA used 218,861 vintage 2020 Tier 1 RECs as well as 96,363 banked Tier 1 RECs to reach 59% RES Tier 1 compliance for 2020. LIPA opted to not pay ACPs in 2020. While NYPA did not procure Tier 1 RECs in 2020, NYPA anticipates meeting its anticipated proportion of the RES goals in the coming years through different means as discussed in section 1.5.3.

Table 5. Summary of 2020 Tier 1 RES Compliance Status

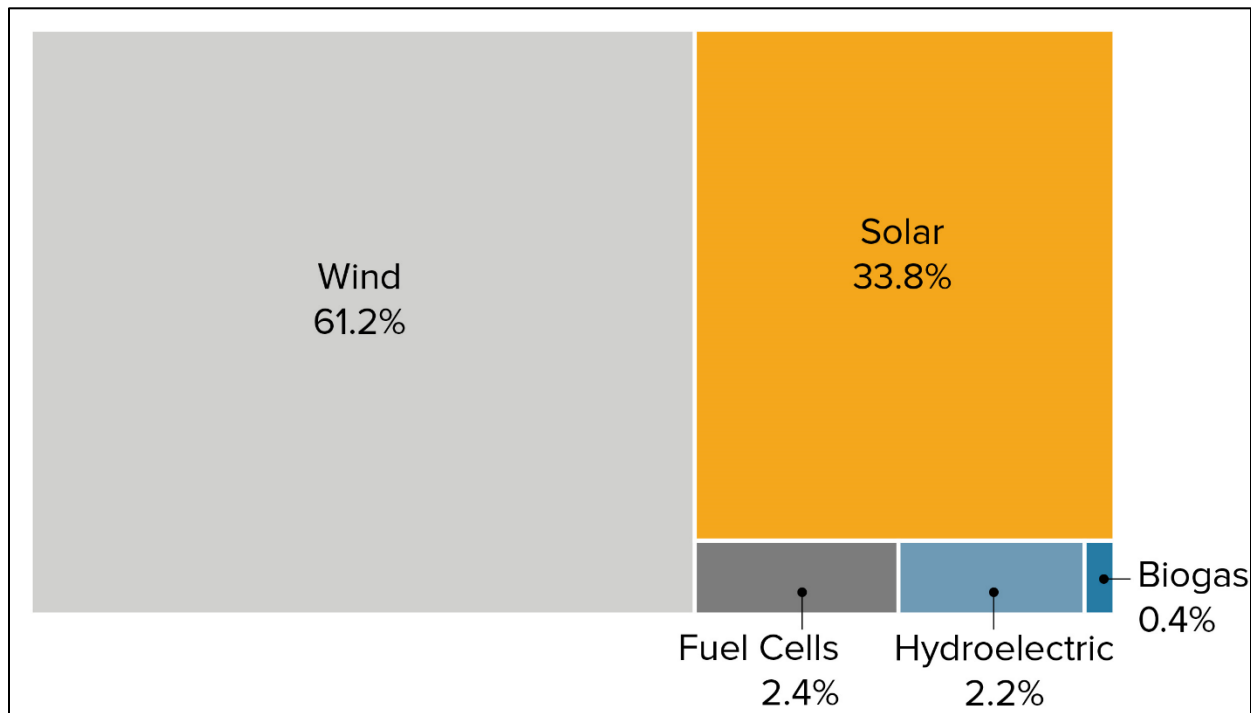
	Jurisdictional	LIPA	NYPAb	Total
Tier 1 Obligated Load (MWhs) ^a	110,881,688	18,971,840	18,090,910	147,944,438
Tier 1 Compliance Obligation (MWhs) (2.84% of Obligated Load)	3,148,963	538,800	513,781	4,201,544
2020 Tier 1 RECs Used for Compliance	340,959	218,861	0	559,820
2020 VDER Tier 1 RECs Used for Compliance	336,010	0	0	336,010
Imported Tier 1 RECs Used for Compliance	635,414	0	0	635,414
Banked Tier 1 RECs Used for 2020 Compliance	40,217	96,363	0	136,580
Banked VDER Tier 1 RECs Used for 2020 Compliance	0	0	0	0
Total Tier 1 RECs for 2020 Compliance	1,352,600	315,224	0	1,667,824
Number of ACPs for 2020 Compliance	1,767,798	0	0	1,767,798
Total 2020 Compliance	3,120,398	315,224	0	3,435,622
Total Compliance	99%	59%	0%	82%

- a Tier 1 Obligated Load differs from Total Load (Table 1) due to approval of pending load modifying projects which were approved post RES reconciliation.
- b As articulated in section 1.5, NYPA is fully committed to meet the goals and requirements of the PSC’s Clean Energy Standard (CES) Order. Pursuant to the New York Public Authorities Law, the rates, services and practices relating to the generation and sale of power by NYPA is not subject to the provisions of the New York Public Service Law nor its regulations. NYPA continues to work closely with its customers to ensure that its power supply contracts are addressing the requirements of the CES Order with respect to the procurement of RECs and ZECs. NYPA is amending its power contracts for its customers in a manner that authorizes NYPA to purchase RECs and ZECs in proportions corresponding to the load served under these contracts and recover the costs of these purchases from customers through supplemental charges.

Figure 9 summarizes Tier 1 RECs created in 2020 by technology. This figure includes Tier 1 RECs that were minted in the State but exported. In 2020, 642,846 Tier 1 RECs were imported.

Figure 9. Tier 1 Renewable Energy Certificate by Technology, 2020

Source: NYGATS



4.2 Tier 1 Renewable Energy Certificate Banking Activity

The PSC orders afford LSEs and NYSERDA the option to bank excess Tier 1 RECs from the current compliance year for use in two subsequent compliance years. Banking is a flexibility mechanism intended to increase market liquidity and reduce REC price volatility—by allowing renewable energy surpluses (if applicable) to be used for compliance in a future year. Banking is limited to Tier 1 RECs for compliance purposes, and only by NYSERDA or obligated LSEs who are compliant with the RES for all previous compliance periods. To be eligible for banking, excess NYGATS certificates must not have been previously used for compliance with the RES or transferred to other parties. The number of RECs an LSE may bank is capped at 60% of the current compliance year’s REC obligation. However, the PSC, in response to a Joint Utilities Petition, suspended the 60% banking cap for VDER resources through 2022.⁸¹

Table 6 summarizes Tier 1 RECs, which are banked by category, including LSE banked RECs, VDER Tier 1 banked RECs, and NYSERDA's Tier 1 banked balance. Tier 1 RECs which remain unsold from NYSERDA quarterly sales are banked and then made available in subsequent NYSERDA sale events. LSEs with excess Tier 1 RECs must bank them prior to the end of certificate trading in NYGATS. For 2020 vintage RECs, trading closed on June 30, 2021.

Table 6. Tier 1 Renewable Energy Certificate Banking Summary

Source: NYGATS

2020	
LSE Tier 1 REC Banking (Non-VDER Tier 1 RECs)	
Aggregate LSE Bank Balance, 6/30/2020	132,198
Aggregate LSE Bank Balance, 6/30/2021	16,497
2019 Tier 1 RECs	0
2020 Tier 1 RECs	16,497
VDER Tier 1 REC Banking	
Aggregate VDER Tier 1 Bank Balance, 6/30/2020	0
Aggregate VDER Tier 1 Bank Balance, 6/30/2021	0
NYSERDA Tier 1 REC Banking	
NYSERDA Bank Balance, 6/30/2020	3,847
NYSERDA Bank Balance, 6/30/2021	4,661
Total Balance of Banked Tier 1 RECs	21,158

5 Compliance with Zero-Emission Credit Obligations

At the time of this report's issuance, 99.6% of the ZECs have been purchased by LSEs from NYSERDA to meet their ZEC obligation. Table 7 summarizes the progress that has been made in meeting the obligations under the CES for the 2020 compliance year.⁸²

Table 7. Summary of 2020 ZEC Compliance

ZEC Compliance Year	Jurisdictional	LIPA	NYPA	Total
Total Obligated Load (MWh) ^a	111,117,563	19,118,757	18,115,294	148,351,614
ZEC Obligation	20,495,911	3,526,502	3,341,411	27,363,824
Total ZECs Purchased for 2020 Compliance	20,423,923	3,526,502	2,977,395	26,927,819
Compliance with ZEC Obligation	99.6%	100.0%	89.1%	98.4%^b

^a Note that the ZEC Compliance Year is from April 1 to March 31, so there may be a difference in the number of obligated LSEs and the obligated load when compared to RES Compliance Year reporting.

^b Data as of 12/8/2021.

6 Contribution of Voluntary Renewable Energy Activities to CES Progress

The CES Order recognized that many market actors are motivated to purchase renewable energy beyond what is required by regulatory compliance. Such voluntary market activity is encouraged and tracked and does not alter existing LSE obligations.

Table 8 provides information on 2020 RECs retired for voluntary purposes. These voluntary actions include, but are not limited to, green power products sold by LSEs, customer sited DER generation retirements, and corporate or individual retirements. NYGATS account holders may retire RECs without the associated energy for corporate or individual renewable energy claims. The reported corporate and individual retirements only include RECs retired with the associated energy; REC-only retirements have been excluded as these do not contribute to CES progress, which is measured by energy consumed in the State.

The reported LSE voluntary activity reflects REC retirements by LSEs for EDP label purposes. The total does not include the retirement of RECs from NYPA hydroelectric facilities made by NYPA and municipal utilities that have long-term hydropower contracts with NYPA or Tier 1 RECs retired for compliance toward RES obligations. The resulting number represents RECs retired by LSEs for retail renewable energy products delivered to customers in 2019.

The customer sited DER retirements represents RECs from NEM projects that were retired in NYGATS. Generation from customer sited DER projects that are not registered in NYGATS is estimated annually using information from the New York State Standardized Interconnection Requirements (SIR) inventory reporting.⁸³ NYSERDA enters this information into NYGATS and retires the resulting RECs on behalf of the project owner.

Table 8. Voluntary Activity in NYGATS

Source: NYGATS; Data is not static. Table 8 reflects activity as of 11-29-2021. Refer to public reports for current figures.

	2020 RECs
Total Voluntary Activity in LSE EDP Subaccounts	3,259,455
Corporate or Individual Retirements	1,445,076
Customer-sited DER Retirements	2,334,210
Non-Tier 1 RECs Banked	491,825

Note: See New York Generation Attribute Tracking System:
https://nygats.ny.gov/ng/Report/getdto_view_Report_PublicVoluntaryRetirements

7 Key References and Links

The Clean Energy Standard Orders, reports, and filings can be found on NYSERDA's website:

- nyseda.ny.gov/All-Programs/Programs/Clean-Energy-Standard/Important-Orders-Reports-and-Filings/Filings-Orders-and-Reports

Information on NYSERDA-funded large-scale renewable projects can be found on the Open NY website:

- data.ny.gov/Energy-Environment/Large-scale-Renewable-Projects-Reported-by-NYSERDA/dprp-55ye

Endnotes

- 1 PSL § 66-p(b)(2).
- 2 Case 15-E-0302, Proceeding on Motion of the Commission to Implement a Large-Scale Renewable Program and Clean Energy Standard, Order Adopting Modifications to the Clean Energy Standard (“CES Order”) (issued and effective Oct. 15, 2020).
- 3 The requirement for this CES Progress Report was set forth in the CES Order; subsequent CES Implementation plans further defined the content and structure, along with reporting requirements. Case 15-E-0302, supra, Order Approving Phase 1 Implementation Plan (issued February 22, 2017), Order Approving Phase 2 Implementation Plan (issued November 17, 2017), Order Approving Phase 3 Implementation Plan (issued December 14, 2018).
- 4 Total load represents MWh in 2020 as reported in NYGATS.
- 5 The Climate Act’s definition of “renewable energy systems” does not include biomass and biogas, therefore 2014 has been adjusted to classify these fuel types as non-renewable.
- 6 NYISO Power Trends 2021
- 7 This current contracted and awarded pipeline includes approximately 14,636 GWh of hydroelectric, land-based wind, utility-scale solar and large-scale renewables generation contracted under the 2021 Tier 4 solicitation (T4RFP21-1) currently subject to approval by the Public Service Commission.
- 8 New York State Statewide Greenhouse Gas Emissions Report <https://www.dec.ny.gov/energy/99223.html>
- 9 New York State Greenhouse Gas Inventory: 1990-2016. Final Report, July 2019 <https://www.nyscrda.ny.gov/-/media/Files/EDPPP/Energy-Prices/Energy-Statistics/greenhouse-gas-inventory.pdf>
- 10 <https://www.governor.ny.gov/news/governor-hochul-announces-new-framework-achieve-least-10-gigawatts-distributed-solar-2030>
- 11 NYSERDA. Environmental Disclosure (Label) Program: <http://www3.dps.ny.gov/W/PSCWeb.nsf/0/502EF210A0D15B2885257687006F39D8>
- 12 Case 15-E-0302, Proceeding to Implement a Large-Scale Renewable Program and a Clean Energy Standard, Order Adopting a Clean Energy Standard (issued and effective August 1, 2016). (CES Order) See Appendix A for eligible technologies.
- 13 New York State Governor’s 2019 State of the State, he proposed the Green New Deal, a nation-leading clean energy and jobs agenda that puts New York on a path to carbon neutrality through a globally unprecedented ramp-up of renewable energy including doubling the state’s distributed solar goal from 3,000 MWs to 6,000 MWs by 2025, obtaining 70% of its electricity from renewables by 2030, increasing New York’s offshore wind target to 9,000 MWs by 2035, and achieving 100% of its electricity from clean sources by 2040. Each of these proposals will likely lead to implementation proceedings at the New York State Public Service Commission, which may amend the requirements currently stated in orders and described in this document.”
- 14 Case 18-E-0071, In the Matter of Offshore Wind Energy, Order Establishing Offshore Wind Standard and Framework for Phase 1 Procurement (issued and effective July 12, 2018).
- 15 New York State Senate Open Legislation: <https://legislation.nysenate.gov/pdf/bills/2019/S6599>
- 16 Solar Roadmap. 10 GW Distributed Solar Roadmap.
- 17 NYSERDA: <https://www.nyscrda.ny.gov/About/Newsroom/2020-Announcements/2020-04-03-NEW-YORK-STATE-ANNOUNCES-PASSAGE-OF-ACCELERATED-RENEWABLE-ENERGY-GROWTH-AND-COMMUNITY-BENEFIT-ACT-AS-PART-OF-2020-2021-ENACTED-STATE-BUDGET>
- 18 White Paper on Clean Energy Standards Procurements to Implement New York’s Climate Leadership and Community Protections Act: <https://documents.dps.ny.gov/public/Common/ViewDoc.aspx?DocRefId={E6A3B524-6617-4506-A076-62526F8EC4CB}>
- 19 State of New York Public Service Commission: Proceeding on Motion of the Commission to Implement a Large-Scale Renewable Program and Clean Energy Standard: <https://www.nyscrda.ny.gov/-/media/Files/Programs/Clean-Energy-Standard/2020/October-15-Order-Adopting-Modifications-to-the-Clean-Energy-Standard.pdf>
- 20 <https://www.nyscrda.ny.gov/-/media/Files/Programs/Clean-Energy-Standard/2020/October-15-Order-Approving-Build-Ready-Program.pdf>

21 CES Order, p. 14

22 The CES Order set the LSE obligation to purchase Tier 1 RECs through 2021. These obligations were updated in the
approved Phase 2 Implementation Plan. Case 15-E-0302, Proceeding to Implement a Large-Scale Renewable
Program and a Clean Energy Standard, Order Approving Phase 2 Implementation Plan (issued November 17, 2017).

23 Renewable Energy Certificates include any and all reductions in harmful pollutants and emissions, such as carbon
dioxide and oxides of sulfur and nitrogen to catalog and recognize environmental attributes of generation.

24 NYSERDA Clean Energy Standard. [https://www.nyserdera.ny.gov/All-Programs/Programs/Clean-Energy-
Standard/Renewable-Generators-and-Developers/RES-Tier-One-Eligibility/Eligibility](https://www.nyserdera.ny.gov/All-Programs/Programs/Clean-Energy-Standard/Renewable-Generators-and-Developers/RES-Tier-One-Eligibility/Eligibility)

25 New York Generation Attribute Tracking System.
https://nygats.ny.gov/ng/Report/getdto_view_Report_PublicOperationalEA

26 Large-scale Renewable Projects Reported by NYSERDA: Beginning 2004. [https://data.ny.gov/Energy-
Environment/Large-scale-Renewable-Projects-Reported-by-NYSERDA/dprp-55ye](https://data.ny.gov/Energy-Environment/Large-scale-Renewable-Projects-Reported-by-NYSERDA/dprp-55ye)

27 2017 Solicitation Results: [https://www.nyserdera.ny.gov/All-Programs/Clean-Energy-Standard/Renewable-
Generators-and-Developers/RES Tier-One-Eligibility/Solicitations-for-Long-term-Contracts/2017-Solicitation](https://www.nyserdera.ny.gov/All-Programs/Clean-Energy-Standard/Renewable-Generators-and-Developers/RES-Tier-One-Eligibility/Solicitations-for-Long-term-Contracts/2017-Solicitation)

28 2018 Solicitation Results: [https://www.nyserdera.ny.gov/About/Newsroom/2019-Announcements/2019-01-18-
NYSERDA-Announces-Details-for-20-Large-Scale-Renewable-Energy-Projects](https://www.nyserdera.ny.gov/About/Newsroom/2019-Announcements/2019-01-18-NYSERDA-Announces-Details-for-20-Large-Scale-Renewable-Energy-Projects)
[https://www.nyserdera.ny.gov/-/media/Files/Programs/Clean-Energy-Standard/2020-11-20-Order-Approving-Fixed-to-
Index-REC-Conversion.ashx](https://www.nyserdera.ny.gov/-/media/Files/Programs/Clean-Energy-Standard/2020-11-20-Order-Approving-Fixed-to-Index-REC-Conversion.ashx)

30 Case 15-E-0302, *supra*, Order Adopting Measures for the Retention of Existing Renewable Baseline Resources,
(issued March 16, 2018).

23 The Climate Act, and in turn the PSC, revised the list of resources that qualify as renewable for purposes of the CES.

32 The PSC authorized the financial backstop to recover these costs from delivery customers. The most recent
agreements have used uncommitted funds.

33 Data.NY.Gov. Large-scale Renewable Projects Reported by NYSERDA: Beginning 2004.
<https://data.ny.gov/Energy-Environment/Large-scale-Renewable-Projects-Reported-by-NYSERDA/dprp-55ye>

34 NYSERDA Clean Energy Standard: Competitive Tier 2 Program. . [https://www.nyserdera.ny.gov/All-
Programs/Programs/Clean-Energy-Standard/Renewable-Generators-and-Developers/Tier-Two-Competitive-Program](https://www.nyserdera.ny.gov/All-Programs/Programs/Clean-Energy-Standard/Renewable-Generators-and-Developers/Tier-Two-Competitive-Program)

35 NYSERDA Clean Energy Standard: Competitive Tier 2 Program. . [https://www.nyserdera.ny.gov/All-
Programs/Programs/Clean-Energy-Standard/Renewable-Generators-and-Developers/Tier-Two-Competitive-Program](https://www.nyserdera.ny.gov/All-Programs/Programs/Clean-Energy-Standard/Renewable-Generators-and-Developers/Tier-Two-Competitive-Program)

36 NYSERDA Clean Energy Standard: Competitive Tier 2 Program. . [https://www.nyserdera.ny.gov/All-
Programs/Programs/Clean-Energy-Standard/Renewable-Generators-and-Developers/Tier-Two-Competitive-Program](https://www.nyserdera.ny.gov/All-Programs/Programs/Clean-Energy-Standard/Renewable-Generators-and-Developers/Tier-Two-Competitive-Program)

37 Per the 2020 CES Order, the PSC does not require NYPA to support other existing baseline renewable resources
under the Competitive Tier 2 Program in recognition of NYPA's ownership of existing baseline renewable resources.

38 Final Tier 2 Re-Sale Implementation Plan.
[https://www.nyserdera.ny.gov/-/media/Migrated/Files/Programs/Clean-Energy-Standard/Case-15-E-0302-NYSERDA-
Tier-2-Resale-Implementation-Plan---Final-2021-10-12.ashx](https://www.nyserdera.ny.gov/-/media/Migrated/Files/Programs/Clean-Energy-Standard/Case-15-E-0302-NYSERDA-Tier-2-Resale-Implementation-Plan---Final-2021-10-12.ashx)

39 NYSERDA Clean Energy Standard: Tier 4-New York City Renewable Energy. [https://www.nyserdera.ny.gov/All-
Programs/Programs/Clean-Energy-Standard/Renewable-Generators-and-Developers/Tier-Four](https://www.nyserdera.ny.gov/All-Programs/Programs/Clean-Energy-Standard/Renewable-Generators-and-Developers/Tier-Four)

40 [https://www.governor.ny.gov/news/during-climate-week-governor-hochul-announces-major-green-energy-
infrastructure-projects-power](https://www.governor.ny.gov/news/during-climate-week-governor-hochul-announces-major-green-energy-infrastructure-projects-power)

41 <https://documents.dps.ny.gov/public/Common/SearchResults.aspx?MC=0&CI=0&CalDate=30>

42 NYSERDA: Funding Opportunity Detail. Offshore Wind (ORECRFP18-1).
https://portal.nyserdera.ny.gov/CORE_Solicitation_Detail_Page?SolicitationId=a0rt000000UTbqSAAT

43 [https://www.nyserdera.ny.gov/All-Programs/Offshore-Wind/Focus-Areas/Offshore-Wind-
Solicitations/2018-Solicitation](https://www.nyserdera.ny.gov/All-Programs/Offshore-Wind/Focus-Areas/Offshore-Wind-Solicitations/2018-Solicitation)

44 Purchase of Offshore Wind Renewable Energy Certificates; Request for Proposals ORECRFP20-1.
<https://portal.nyserdera.ny.gov/servlet/servlet.FileDownload?file=00Pt0000000OPfCVEA1>

45 NYSERDA 2021 Announcements. [https://www.nyserdera.ny.gov/About/Newsroom/2021-Announcements/2021-01-
13-Governor-Cuomo-Outlines-2021-Agenda-Reimagine-Rebuild-Renew](https://www.nyserdera.ny.gov/About/Newsroom/2021-Announcements/2021-01-13-Governor-Cuomo-Outlines-2021-Agenda-Reimagine-Rebuild-Renew)

46 Data.NY.Gov. Large-scale Renewable Projects Reported by NYSERDA: Beginning 2004.
<https://data.ny.gov/Energy-Environment/Large-scale-Renewable-Projects-Reported-by-NYSERDA/dprp-55ye>

47 Launching New York’s Offshore Wind Industry: Phase 1 Report. Final Report. Report Number 19-41. October 2019
(Revised). <https://www.nyserdera.ny.gov/-/media/Files/Programs/offshore-wind/osw-phase-1-procurement-report.pdf>

48 New York State Clean Energy Standard: Results of Renewable Energy Standard and Renewable Portfolio Standard
Solicitations for Long-Term Contracts through December 31, 2018. Final Report. March 2019. [nyserdera.ny.gov/-
/media/Files/Programs/Clean-Energy-Standard/2019-CES-2018-annual-procurement.pdf](https://www.nyserdera.ny.gov/-/media/Files/Programs/Clean-Energy-Standard/2019-CES-2018-annual-procurement.pdf)

49 Data.NY.Gov. Large-scale Renewable Projects Reported by NYSERDA: Beginning 2004.
<https://data.ny.gov/Energy-Environment/Large-scale-Renewable-Projects-Reported-by-NYSERDA/dprp-55ye>

50 NYSERDA. Clean Energy Fund Reports. Clean Energy Fund Performance Reports.
[https://www.nyserdera.ny.gov/About/Publications/Program-Planning-Status-and-Evaluation-Reports/Clean-Energy-
Fund-Reports](https://www.nyserdera.ny.gov/About/Publications/Program-Planning-Status-and-Evaluation-Reports/Clean-Energy-Fund-Reports)

51 NYSERDA. NY-Sun Performance Reports. [https://www.nyserdera.ny.gov/About/Publications/Program-Planning-
Status-and-Evaluation-Reports/NY-Sun-Performance-Reports](https://www.nyserdera.ny.gov/About/Publications/Program-Planning-Status-and-Evaluation-Reports/NY-Sun-Performance-Reports)

52 New York State Department of Public Service. Staff White Paper on Clean Energy Standard: Case 15-E-0302.
January 25, 2016. [http://documents.dps.ny.gov/public/Common/ViewDoc.aspx?DocRefId=%7b930CE8E2-F2D8-
404C-9E36-71A72123A89D%7d](http://documents.dps.ny.gov/public/Common/ViewDoc.aspx?DocRefId=%7b930CE8E2-F2D8-404C-9E36-71A72123A89D%7d)

53 Case 15-E-0302, Staff White Paper on Clean Energy Standard (filed January 25, 2016).

54 SCC is an estimate of the societal benefits of reducing greenhouse gas emissions. VDER uses the value published
annually by the US EPA which represents, in dollars, of the long-term damage done by a ton of carbon dioxide
emissions in a given year.

55 Case 15-E-0082, Policies, Requirements, and Conditions for Implementing a Community Net Metering Program
(issued and effective March 9, 2017).

56 State of New York Public Service Commission. Case 15-E-0751: In the Matter of the Value of Distributed Energy
Resources. Order Regarding Value Stack Compensation. Issued and Effective: April 18, 2019. [nyserdera.ny.gov/-
/media/NYSun/files/Updated-Value-Stack-Order-2019-04-18.pdf](https://www.nyserdera.ny.gov/-/media/NYSun/files/Updated-Value-Stack-Order-2019-04-18.pdf)

57 New York State Department of Public Service. Letter to Honorable Michelle L. Phillips. Re: 15-E-0751-In the Matter
of the Value of Distributed Energy Resources. 17-01277-In the Matter of the Value of Distributed Energy Resources
Working Group Regarding Rate Design. Dated December 9, 2019.
[http://documents.dps.ny.gov/public/Common/ViewDoc.aspx?DocRefId={1B26B55B-54F2-4D95-A7FE-
6245EBD37338}](http://documents.dps.ny.gov/public/Common/ViewDoc.aspx?DocRefId={1B26B55B-54F2-4D95-A7FE-6245EBD37338})

58 Case 15-E-0751 and Case 15-E-0082; supra, Order on Net Energy Metering Transition, Phase One of Value of
Distributed Energy Resources, and Related Matters, (issued and effective March 9, 2017).

59 11/25/19 Petition: [http://documents.dps.ny.gov/public/Common/ViewDoc.aspx?DocRefId={5836DFE2-BB55-40D4-
842E-6D46DCAE4EEF}](http://documents.dps.ny.gov/public/Common/ViewDoc.aspx?DocRefId={5836DFE2-BB55-40D4-842E-6D46DCAE4EEF})

60 5/14/20 Order: [http://documents.dps.ny.gov/public/Common/ViewDoc.aspx?DocRefId={A67E946F-40B0-49C4-
93CD-7BC454987CDF}](http://documents.dps.ny.gov/public/Common/ViewDoc.aspx?DocRefId={A67E946F-40B0-49C4-93CD-7BC454987CDF})

61 [https://www.governor.ny.gov/news/governor-hochul-announces-expanded-ny-sun-program-achieve-least-10-
gigawatts-solar-energy-2030](https://www.governor.ny.gov/news/governor-hochul-announces-expanded-ny-sun-program-achieve-least-10-gigawatts-solar-energy-2030)

62 Solar Roadmap [https://documents.dps.ny.gov/public/Common/ViewDoc.aspx?DocRefId={4C42AAFF- 0EB9-
4890-AA0D-21C70B088F4B}](https://documents.dps.ny.gov/public/Common/ViewDoc.aspx?DocRefId={4C42AAFF-0EB9-4890-AA0D-21C70B088F4B})

63 Build-Ready Site Prospecting RFI.
https://portal.nyserdera.ny.gov/CORE_Solicitation_Detail_Page?SolicitationId=a0rt000000x7vDZAAAY

64 NYSERDA. Large-scale Renewable Site Prospecting Services for NYSERDA’s Build-Ready Program. Request for
Proposals (RFP) BRRFP20-1.
<https://portal.nyserdera.ny.gov/servlet/servlet.FileDownload?file=00Pt000000OPPALEA5>

65 Build-Ready Implementation Plan. [https://www.nyserdera.ny.gov/-/media/Files/Programs/Clean-Energy-
Standard/build-ready-implementation-plan.ashx](https://www.nyserdera.ny.gov/-/media/Files/Programs/Clean-Energy-Standard/build-ready-implementation-plan.ashx)

66 2020 Annual Progress Report. [https://www.nyserdera.ny.gov/-/media/Files/Programs/Clean-Energy-Standard/build-
ready-program-2020-annual-progress-report.ashx](https://www.nyserdera.ny.gov/-/media/Files/Programs/Clean-Energy-Standard/build-ready-program-2020-annual-progress-report.ashx)

67 [https://www.nysierda.ny.gov/About/Newsroom/2021-Announcements/2021-04-27-Governor-Cuomo-Announces-](https://www.nysierda.ny.gov/About/Newsroom/2021-Announcements/2021-04-27-Governor-Cuomo-Announces-Lease-Option-Agreement-for-First-Build-ready-Project-in-NYS)
Lease-Option-Agreement-for-First-Build-ready-Project-in-NYS

68 2019 Public Service Enterprise Group (PSEG) Long Island Utility Annual Update:
[http://documents.dps.ny.gov/public/Common/ViewDoc.aspx?DocRefId={FEFE1AFC-282C-4868-8E41-](http://documents.dps.ny.gov/public/Common/ViewDoc.aspx?DocRefId={FEFE1AFC-282C-4868-8E41-E3D9BF815316})
E3D9BF815316}

69 Final ZEC Implementation Plan. [https://www.nysierda.ny.gov/-/media/Files/Programs/Clean-Energy-](https://www.nysierda.ny.gov/-/media/Files/Programs/Clean-Energy-Standard/2019/Case-15-E-0302-Final-ZEC-Implementation-Plan.pdf)
Standard/2019/Case-15-E-0302-Final-ZEC-Implementation-Plan.pdf

70 NYSERDA. Governor Announces Dramatic Increase in Energy Efficiency and Energy Storage Targets to Combat
Climate Change. December 13, 2018. [https://www.nysierda.ny.gov/About/Newsroom/2018-Announcements/2018-12-](https://www.nysierda.ny.gov/About/Newsroom/2018-Announcements/2018-12-13-Governor-Cuomo-Announces-Dramatic-Increase-in-Energy-Efficiency-and-Energy-Storage)
13-Governor-Cuomo-Announces-Dramatic-Increase-in-Energy-Efficiency-and-Energy-Storage

71 NYSERDA. Environmental Disclosure (Label) Program.
<https://www3.dps.ny.gov/W/PSCWeb.nsf/0/502EF210A0D15B2885257687006F39D8>

72 New York Generation Attribute Tracking System. Active Projects.
https://nygats.ny.gov/ng/Report/getdto_view_Report_PublicProjectsAll

73 Total load represents MWh in 2020 as reported in NYGATS.

74 Case 15-E-0302, Proceeding on Motion of the Commission to Implement a Large-Scale Renewable Program and
Clean Energy Standard, Order Adopting Modifications to the Clean Energy Standard (“CES Order”)(issued and
effective Oct. 15, 2020).

75 Hydroelectric generation facilities owned by NYPA including the Niagara and the Saint Lawrence Generating
Stations.

76 Due to the nature of energy market transactions across borders, the 2020 baseline renewable energy may include or
exclude imported renewable generation that was part of the 2014 baseline calculation. Differences between years
may also be attributable to the variations in climatic conditions in a given year as generation from renewable
resources is weather-dependent. Biomass and Biogas removed for 2019.

77 Due to the nature of energy market transactions across borders, the 2020 baseline renewable energy may include or
exclude imported renewable generation that was part of the 2014 baseline calculation. Differences between years
may also be attributable to the variations in climatic conditions in a given year as generation from renewable
resources is weather-dependent.

78 The Tier 1 contribution of 178,094 MWh does not change the overall renewable %. Tier 1 energy from Fuel Cells are
included in Natural Gas.

79 The 2017 figure included unbundled exports.

80 New York Generation Attribute Tracking System. EDP Label.
https://nygats.ny.gov/ng/Report/getdto_view_Report_PublicEDPLabel

81 Case 15-E-0302, Proceeding on Motion of the PSC to Implement a Large-Scale Renewable Program and a Clean
Energy Standard (issued and effective July 16, 2018).

82 NYSERDA completed the ZEC reconciliation process and issued statements to LSEs in October 2020 with payment
due to NYSERDA by November 2020. LSEs whose load share ratio decreased from their historical amount received
a refund from NYSERDA, those LSEs whose load share increased received an invoice to purchase the additional
ZECs necessary to meet their obligation.

83 NYSERDA. SIR Inventory Information.
<http://www3.dps.ny.gov/W/PSCWeb.nsf/All/286D2C179E9A5A8385257FBF003F1F7E?OpenDocument>

NYSERDA, a public benefit corporation, offers objective information and analysis, innovative programs, technical expertise, and support to help New Yorkers increase energy efficiency, save money, use renewable energy, and reduce reliance on fossil fuels. NYSERDA professionals work to protect the environment and create clean-energy jobs. NYSERDA has been developing partnerships to advance innovative energy solutions in New York State since 1975.

To learn more about NYSERDA's programs and funding opportunities, visit nyserda.ny.gov or follow us on Twitter, Facebook, YouTube, or Instagram.

**New York State
Energy Research and
Development Authority**

17 Columbia Circle
Albany, NY 12203-6399

toll free: 866-NYSERDA
local: 518-862-1090
fax: 518-862-1091

info@nyserda.ny.gov
nyserda.ny.gov



State of New York

Kathy Hochul, Governor

New York State Energy Research and Development Authority

Richard L. Kauffman, Chair | Doreen M. Harris, President and CEO